

## PRE ALLOTMENT SHAREHOLDING PATTERN

### Shareholding Pattern under Regulation 31 of SEBI (Listing Obligations and Disclosure Requirements) Regulations, 2015

1	Name of Listed Entity: Electrotherm (India) Limited
2	Scrip Code/Name of Scrip/Class of Security: BSE : 526608 NSE : ELECTHERM
3	Share Holding Pattern Filed under: Reg. 31(1)(c)
	Date of Event :- 21/02/2017
4	Declaration: The Listed entity is required to submit the following declaration to the extent of submission of information:-

	Particulars	Yes* / No*
1	Whether the Listed Entity has issued any partly paid up shares?	No
2	Whether the Listed Entity has issued any Convertible Securities?	Yes
3	Whether the Listed Entity has issued any Warrants?	No
4	Whether the Listed Entity has any shares against which depository receipts are issued?	No
5	Whether the Listed Entity has any shares in locked-in?	No
6	Whether any shares held by promoters are pledge or otherwise encumbered?	Yes
7	Whether company has equity shares with differential voting rights?	No



### ELECTROTHERM (India) Limited

#### HEAD OFFICE & WORKS:

Survey No. 72, Palodia, (Via Thakej, Ahmedabad), Gujarat-382115, India.  
Phone: +91-2717-234553 – 7, 660550 Fax: +91-2717-234866  
Email: ho@electrotherm.com | Website: www.electrotherm.com

#### REGD. OFFICE:

A-1, Skylark Apartment, Satellite Road,  
Satellite, Ahmedabad-380015.  
Phone: +91-79-26768844, Fax: +91-79-26768855  
CIN : L29249GJ1986PLC009126  
Email: sec@electrotherm.com

Other Offices: • Angul • Bangalore • Bangladesh • Bellary • Chennai • Coimbatore • Delhi • Ghaziabad • Goa • Hyderabad • Jaipur • Jalna  
• Jalandhar • Jamnagar • Jamshedpur • Kanpur • Koderma • Kolhapur • Kolkata • Ludhiana • Mandi Gobindgarh • Mumbai  
• Nagpur • Nasik • Panaji • Pune • Raipur • Raigarh • Rajkot • Rourkela • Sambalpur

**Electrotherm (India) Limited**

**Table I - Summary Statement holding of specified securities**

Category	Category of shareholder	Number of shareholders	No. of fully paid up equity shares held	No. of partly paid-up equity shares held	No. of shares underlying Depository Receipts	Total nos. shares held	Shareholding as a % of total no. of shares (calculate as per SCRR, 1957)	Number of Voting Rights held in each class of securities		No. of Shares Underlying Outstanding convertible securities (including Warrants)	Shareholding % assuming full conversion of convertible securities	Number of Locked In shares		Number of Shares pledged or otherwise encumbered		Number of equity shares held in dematerialised form	
								No of Voting Rights	Total as a % of (A+B+C)			No. (a)	As a % of total Shares held(b)	No. (e)	As a % of total Shares held(b)		
																	Class eg: X Class eg: Y Total
(i)	(ii)	(iii)	(iv)	(v)	(vi)	(vii) = (iv)+(v)+(vi)	(viii) as a % of (A+B+C2)	(ix)	(x)	(xi) = (vii)+(x)	(xii) = (xi) / (A+B+C2)	(xiii)	(xiv)	(xv)	(xvi)	(xvii)	(xviii)
(A)	Promoter & Promoter Group	11	3768075	0	0	3768075	32.83	0	0	0	9.40	0	0	0	300000	7.96	3768075
(B)	Public	5551	7708299	0	0	7708299	67.17	0	28590000	90.60	0	0	0	0	0	0	5591787
(C)	Non Promoter - Non Public																
(C1)	Shares Underlying DRs	0	0	0	0	0	0	0	0	0	0	0	0	0	0	0	0
(C2)	Shares Held By Employee Trust	0	0	0	0	0	0	0	0	0	0	0	0	0	0	0	0
	<b>Total</b>	<b>5562</b>	<b>11476374</b>	<b>0</b>	<b>0</b>	<b>11476374</b>	<b>100.00</b>	<b>0</b>	<b>28590000</b>	<b>100.00</b>	<b>0</b>	<b>0</b>	<b>0</b>	<b>300000</b>	<b>2.61</b>	<b>9359842</b>	



**Electrotherm (India) Limited**

**Table II (I)(a)- Statement showing shareholding pattern of the Promoter and Promoter Group**

Category	PAN	Nos. of shareholders	No. of fully paid up equity shares held	(iv)	(v)	No. of shares underlying Depository receipts	Total nos. shares held (vi) = (iv) + (v)	(vii) As a % of (A+B+C2)	Number of Voting Rights held in each class of securities		No. of Shares Underlying Outstanding convertible securities (including Warrants) (as a percentage of diluted share capital)	(x) = (viii) + (x) As a % of	Number of Locked in shares		Number of Shares pledged or otherwise encumbered	Number of equity shares held in dematerialized form	
									No. of Voting Rights	% of (A+B+C)			(ix)	(xii)			
	(i)	(ii)	(iii)	(iv)	(v)	(vi)	(vii)	(viii)	(ix)	(x)	(xi)	(xii)	(xiii)	(xiv)	(xv)	(xvi)	
1	Indian Individuals / Hindu Undivided Family	9	2280575	0	0	0	2280575	19.87	2280575	0	19.87	0	0	0	300000	13.15	2280575
	Shailash Bhandari	1	848275	0	0	0	848275	7.39	848275	0	7.39	0	0	0	150000	17.68	848275
	Mukesh Bhandari	1	809500	0	0	0	809500	7.05	809500	0	7.05	0	0	0	150000	18.53	809500
	Ritu Bhandari	1	243025	0	0	0	243025	2.12	243025	0	2.12	0	0	0	0	0.00	243025
	Nagesh Bhandari	1	233125	0	0	0	233125	2.03	233125	0	2.03	0	0	0	0	0.00	233125
	Mukesh Bhanwarlal Bhandari (HUF)	1	60000	0	0	0	60000	0.52	60000	0	0.52	0	0	0	0	0.00	60000
	Indubala Bhandari	2	51500	0	0	0	51500	0.45	51500	0	0.45	0	0	0	0	0.00	51500
	Nandendra Dalal	1	34500	0	0	0	34500	0.30	34500	0	0.30	0	0	0	0	0.00	34500
	Jyoti Bhandari	1	375	0	0	0	375	0.00	375	0	0.00	0	0	0	0	0.00	375
	Reema Bhandari	1	275	0	0	0	275	0.00	275	0	0.00	0	0	0	0	0.00	275
	Central Government / State Government(s)	0	0	0	0	0	0	0.00	0	0	0.00	0	0	0	0	0.00	0
	Financial Institutions / Banks	0	0	0	0	0	0	0.00	0	0	0.00	0	0	0	0	0.00	0
	Any Other (Specify)	1	975000	0	0	0	975000	8.50	975000	0	8.50	0	0	0	0	0.00	975000
	Bodies Corporate	1	975000	0	0	0	975000	8.50	975000	0	8.50	0	0	0	0	0.00	975000
	Western India Speciality Hospital Limited	1	975000	0	0	0	975000	8.50	975000	0	8.50	0	0	0	0	0.00	975000
	Sub Total (A)(1)	10	3255575	0	0	0	3255575	28.37	3255575	0	28.37	0	0	0	300000	9.21	3255575
2	Foreign Individuals (Non-Resident Individuals / Foreign Individuals)	1	512500	0	0	0	512500	4.47	512500	0	4.47	0	0	0	0	0.00	512500
	Bhandari Rakesh	1	512500	0	0	0	512500	4.47	512500	0	4.47	0	0	0	0	0.00	512500
	Government	0	0	0	0	0	0	0.00	0	0	0.00	0	0	0	0	0.00	0
	Institutions	0	0	0	0	0	0	0.00	0	0	0.00	0	0	0	0	0.00	0
	Foreign Portfolio Investor	0	0	0	0	0	0	0.00	0	0	0.00	0	0	0	0	0.00	0
	Any Other (Specify)	0	0	0	0	0	0	0.00	0	0	0.00	0	0	0	0	0.00	0
	Sub Total (A)(2)	1	512500	0	0	0	512500	4.47	512500	0	4.47	0	0	0	0	0.00	512500
	Total Shareholding Of Promoter And Promoter Group (A) <sup>2</sup> (A)(1)+(A)(2)	11	3768075	0	0	0	3768075	32.83	3768075	0	32.83	0	0	0	300000	7.96	3768075




Details of Shares which remain unclaimed may be given hear along with details such as number of shareholders, outstanding shares held in demat/unclaimed suspense account, voluntary transfers, etc.

Note:  
 (1) PAN would not be displayed on website of Stock Exchange(s)  
 (2) The term 'Encumbrance' has the same meaning as assigned under regulation 28(3) of SEBI (Substantial Acquisition of Shares and Takeovers) Regulations, 2011.

**Electrotherm (India) Limited**

**Table III - Statement showing shareholding pattern of the Public shareholder**

Category	Name of shareholders	PAN	(i) Nos. of shareholder	(ii) No. of fully paid up equity shares held	(iii) No. of Partly paid-up equity shares held	(iv) No. of shares underlying Depository Receipts	(v) Total nos. shares held	(vi) Shareholding as a % of total no. of shares (calculated as per SCRR, 1957)	(vii) Number of Voting Rights of securities		(viii) No. of Underlying Securities (convertible securities (including Warrants)	(ix) Shareholding as a % assuming full conversion of convertible securities (as a percentage of diluted share capital)	(x) Number of Locked in shares	(xi) Number of Shares pledged or otherwise encumbered	(xii) Number of equity shares held in dematerialized form
									(a) No. of Voting Rights	(b) Class eg: Y Total					
1	Institutions														
(a)	Mutual Fund		2	9800	0	0	9800	0.09	0	0	0	0.02	0	0	0
(b)	Venture Capital Funds		0	0	0	0	0	0.00	0	0	0	0.00	0	0	0
(c)	Alternate Investment Funds		0	0	0	0	0	0.00	0	0	0	0.00	0	0	0
(d)	Foreign Venture Capital Investors		0	0	0	0	0	0.00	0	0	0	0.00	0	0	0
(e)	Foreign Portfolio Investor		1	320360	0	0	320360	2.79	320360	0	0	0.80	0	0	320360
	Aspire Emerging Fund	AALCAS548M	1	320360	0	0	320360	2.79	320360	0	0	0.80	0	0	320360
(f)	Financial Institutions / Banks		1	100	0	0	100	0.00	100	0	0	0.00	0	0	0
(g)	Insurance Companies		0	0	0	0	0	0.00	0	0	0	0.00	0	0	0
(h)	Provident Funds/ Pension Funds		0	0	0	0	0	0.00	0	0	0	0.00	0	0	0
(i)	Any Other (Specify)		0	0	0	0	0	0.00	0	0	0	0.00	0	0	0
	Sub Total (B)(1)		4	330260	0	0	330260	2.88	330260	0	0	72.18	0	0	330260
2	Central Government/ State Government(s)/ President of India														
	Sub Total (B)(2)		0	0	0	0	0	0.00	0	0	0	0.00	0	0	0
3	Non-institutions														
(a)	Individuals		5043	1039056	0	0	1039056	9.05	1039056	0	1039056	5.05	0	0	956124
	i. Individual shareholders holding nominal share capital up to Rs. 2 lakhs.		3	1033682	0	0	1033682	9.01	1033682	0	1033682	9.01	0	0	1012192
	ii. Individual shareholders holding nominal share capital in excess of Rs. 2 lakhs.		0	0	0	0	0	0.00	0	0	0	0.00	0	0	0
	Jagdish Kumar Anuradha Khatri	AETPAS632H		813836	0	0	813836	7.09	813836	0	813836	7.09	0	0	813836
(b)	MFIs registered with RBI		0	0	0	0	0	0.00	0	0	0	0.00	0	0	0
(c)	Employee Trusts		0	0	0	0	0	0.00	0	0	0	0.00	0	0	0
(d)	Overseas Depositories/Holding DRs (balancing figure)		0	0	0	0	0	0.00	0	0	0	0.00	0	0	0
(e)	Any Other (Specify)		494	5305301	0	0	5305301	46.23	5305301	0	5305301	46.23	0	0	3903101
	Trusts		1	11965	0	0	11965	0.10	11965	0	11965	0.03	0	0	11965
	Hindu Undivided Family		214	153972	0	0	153972	1.39	153972	0	153972	1.39	0	0	153972
	Foreign Companies		2	2000000	0	0	2000000	17.43	2000000	0	2000000	17.43	0	0	158572
	Cashshare Pvt Limited	AADD0359C		1000000	0	0	1000000	8.71	1000000	0	1000000	8.71	0	0	0
	Leadhaven Pvt Limited	AABL9027A		1000000	0	0	1000000	8.71	1000000	0	1000000	8.71	0	0	0
	Non Resident Indians		61	53887	0	0	53887	0.30	53887	0	53887	0.30	0	0	53887
	Clearing Member		69	139044	0	0	139044	1.21	139044	0	139044	1.21	0	0	139044



			147	2961633	25.81	2961633	25.81	0	2961633	25.81	0	7.39	0	0.00	296933
Bodies Corporate				426942	3.72	426942	3.72	0	426942	3.72	0	1.07	0	0.00	426942
Dhanvasha Finvest Limited	AAACD9887D			374918	3.27	374918	3.27	0	374918	3.27	0	0.94	0	0.00	374918
Pasam Share Trade Pvt. Ltd.	AAHCP4580M			297599	2.59	297599	2.59	0	297599	2.59	0	0.74	0	0.00	297599
Web Business.Com Global Ltd.	AAACW9612P			250000	2.18	250000	2.18	0	250000	2.18	0	0.62	0	0.00	250000
Froid Finance & Investment Pvt.Ltd	AAACF8844L			250000	2.18	250000	2.18	0	250000	2.18	0	0.62	0	0.00	250000
Highland Finance & Investments Pvt.Ltd	AAACH9333N			248347	2.16	248347	2.16	0	248347	2.16	0	0.62	0	0.00	248347
Lavish Packers Limited	AAACL756K			189889	1.65	189889	1.65	0	189889	1.65	0	0.47	0	0.00	189889
Vardhman Infracon Private Limited	AADCV4431A			140361	1.22	140361	1.22	0	140361	1.22	0	0.35	0	0.00	140361
S J Infratech Private Limited	AAMCS760P			133145	1.16	133145	1.16	0	133145	1.16	0	0.33	0	0.00	133145
Eyesight Share Trading Private Limited	AADCE5604J			132716	1.16	132716	1.16	0	132716	1.16	0	0.33	0	0.00	132716
Arjun Leasing And Finance Private Limited	AADCA2894A			125495	1.09	125495	1.09	0	125495	1.09	0	0.31	0	0.00	125495
Bink Share And Contrade Private Limited	AAFCB7492P			7378039	64.29	7378039	64.29	0	7378039	64.29	0	18.41	0	0.00	5271407
Sub Total (B)(3)			5547	7708299	67.17	7708299	67.17	0	7708299	67.17	0	90.60	0	0.00	5271407
Total Public Shareholding (B)=			5551	7708299	67.17	7708299	67.17	0	7708299	67.17	0	90.60	0	0.00	5271407

Details of the shareholders acting as persons in Concert including their Shareholding (No. and %):

- Details of Shares which remain unclaimed may be given here along with details such as number of shareholders, outstanding shares held in demat/unclaimed suspense account, voting rights which are frozen etc.
- Note:
- (1) PAN would not be displayed on website of Stock Exchange(s).
- (2) The above format needs to be disclosed along with the name of following persons/institutions/Non Institutions holding more than 1% of total number of shares
- (3) W.r.t. the information pertaining to Depository Receipts, the same may be disclosed in the respective columns to the extent information available and the balance to be disclosed as held by custodian.




**Electrotherm (India) Limited**

**Table IV - Statement showing shareholding pattern of the Non Promoter- Non Public shareholder**

Category	Category & Name of shareholders	PAN	Nos. of shareholders	No. of fully paid up equity shares held	No. of Partly paid-up equity shares held	No. of shares underlying depository Receipts	Total nos. shares held	Shareholding as a % of total no. of shares (calculated as per SCRR, 1957)	Number of Voting Rights held in each class of securities			No. of Shares Underlying Outstanding convertible securities (including Warrants)	Shareholding as a % assuming full conversion of convertible securities (VII+D)/(A+B+C2)	Number of Locked In shares		Number of Shares pledged or otherwise encumbered		Number of equity shares held in dematerialized form			
									No. of Voting Rights	Class eg: X	Y			Total	(IX)	(X)	No. (a)		As a % of total Shares held (b)	No. (a)	As a % of total Shares held (b)
1	Custodian/DR Holder		0	0	0	0	0	0.00	0	0	0	0	0.00	0	0.00	0	0	0			
	Employee Benefit Trust (under SEBI (Share based Employee Benefit) Regulations, 2014)		0	0	0	0	0	0.00	0	0	0	0	0.00	0	0.00	0	0	0			
	Total Non-Promoter- Non Public Shareholding (C) = (C1)+(C2)		0	0	0	0	0	0.00	0	0	0	0	0.00	0	0.00	0	0	0			

**Notes:**

- (1) PAN would not be displayed on website of Stock Exchange(s).
- (2) The above format needs to disclose name of all holders holding more than 1% of total number of shares
- (3) W.r.t. the information pertaining to Depository Receipts, the same may be disclosed in the respective columns to the extent information available



## NOTES :

1. The Company has allotted 2,85,90,000 Partially Convertible Partially Redeemable Preference Shares (PCPRPS) to Edelweiss Asset Reconstruction Company Limited on 22<sup>nd</sup> August, 2015 as per SEBI (ICDR) Regulations, 2009, inter alia, on following terms:
  - (a) Such number of PCPRPS shall be converted into such proportionate number of equity shares based on the conversion price on the conversion date in such manner so the post conversion equity capital of Edelweiss Asset Reconstruction Company Limited (EARC) shall not exceed 10% of total post conversion paid up equity capital of the company and balance PCPRPS which will not get converted into equity shares shall be continue as Non Convertible Redeemable Preference Shares and shall carry 0% coupon rate and shall be redeemed/re-purchased on such date as determined by the board but not later than a period exceeding three years.
2. The total paid up capital of the company assuming full conversion of Partially Convertible Partially Redeemable Preference Shares (PCPRPS) is subject to conversion price.
3. For the purpose of this shareholding pattern, it is assumed that 1 (One) PCPRPS will be converted into 1 (One) equity shares and there is no change in the existing capital of the company prior to conversion. However, since the conversion of PCPRPS into equity shares will be based on the conversion price on the conversion date, it is not possible to ascertain the exact percentage of total number of shares of the company, assuming full conversion of the convertible securities, which is currently shown as 71.36%. Further as per the terms mentioned in Para 1 above and settlement terms with EARC, the post conversion equity capital of EARC shall not exceed 10% of the total post conversion paid up equity capital of the company. As such, the percentage shown as 71.36% will not exceed 10% of total post conversion paid up equity capital of the company. The assumption of conversion of 1 (One) PCPRPS into 1 (One) equity shares is only for the purpose that the percentage of total number of shares assuming full conversion does not exceed 100%.
4. 3,00,000 Equity Shares of promoters has been pledged to the Bank of India towards the securities for various facilities sanctioned/disbursed by Bank of India.






## POST ALLOTMENT SHAREHOLDING PATTERN

### Shareholding Pattern under Regulation 31 of SEBI (Listing Obligations and Disclosure Requirements) Regulations, 2015

1	Name of Listed Entity: Electrotherm (India) Limited
2	Scrip Code/Name of Scrip/Class of Security: BSE : 526608 NSE : ELECTHERM
3	Share Holding Pattern Filed under: Reg. 31(1)(c)
	Date of Event :- 21/02/2017
4	Declaration: The Listed entity is required to submit the following declaration to the extent of submission of information:-

	Particulars	Yes* / No*
1	Whether the Listed Entity has issued any partly paid up shares?	No
2	Whether the Listed Entity has issued any Convertible Securities?	No
3	Whether the Listed Entity has issued any Warrants?	No
4	Whether the Listed Entity has any shares against which depository receipts are issued?	No
5	Whether the Listed Entity has any shares in locked-in?	No
6	Whether any shares held by promoters are pledge or otherwise encumbered?	Yes
7	Whether company has equity shares with differential voting rights?	No



### ELECTROTHERM (India) Limited

#### HEAD OFFICE & WORKS:

Survey No. 72, Palodia, (Via Thaltej, Ahmedabad), Gujarat-382115, India.  
Phone: +91-2717-234553 - 7, 660550 Fax: +91-2717-234866  
Email: ho@electrotherm.com | Website: www.electrotherm.com

#### REGD. OFFICE:

A-1, Skylark Apartment, Satellite Road,  
Satellite, Ahmedabad-380015.  
Phone: +91-79-26768844, Fax: +91-79-26768855  
CIN : L29249GJ1986PLC009126  
Email: sec@electrotherm.com

Other Offices: • Angul • Bangalore • Bangladesh • Bellary • Chennai • Coimbatore • Delhi • Ghaziabad • Goa • Hyderabad • Jaipur • Jalna  
• Jalandhar • Jamnagar • Jamshedpur • Kanpur • Koderna • Kolhapur • Kolkata • Ludhiana • Mandi Gobindgarh • Mumbai  
• Nagpur • Nasik • Panaji • Pune • Raipur • Raigarh • Rajkot • Rourkela • Sambalpur



**Electrotherm (India) Limited**

**Table I - Summary Statement holding of specified securities**

Category	Category of shareholder	Number of shareholders	No. of fully paid up equity shares held	No. of Party paid-up equity shares held	No. of shares underlying Depository Receipts	Total nos. shares held	Shareholding as a % of total no. of shares (calculated as per SCRR, 1957)	Number of Voting Rights held in each class of securities		No. of Shares Underlying Outstanding convertible securities (including Warrants)	Shareholding, as a % assuming full conversion of convertible securities (XII) = (VII)+(X) As a % of (A+B+C2)	Number of Locked in shares		Number of Shares pledged or otherwise encumbered		Number of equity shares held in dematerialised form
								No of Voting Rights	Total as a % of (A+B+C)			No. (a)	As a % of total Shares held(b)	No. (e)	As a % of total Shares held(b)	
(i)	(ii)	(iii)	(iv)	(v)	(vi)	(vii) = (iv)+(v)+(vi)	(viii) As a % of (A+B+C2)	(ix)	(x)	(xi) = (vii)+(x)	(xii)	(xiii)	(xiv)			
(A)	Promoter & Promoter Group	11	3768075	0	0	3768075	29.57	3768075	0	29.57	0	0	300000	7.96	3768075	
(B)	Public	5552	8974739	0	0	8974739	70.43	8974739	0	70.43	0	0	0	0	6858207	
(C)	Non Promoter - Non Public	0	0	0	0	0	0	0	0	0	0	0	0	0	0	
(C1)	Shares Underlying DRs	0	0	0	0	0	0	0	0	0	0	0	0	0	0	
(C2)	Shares Held By Employee Trust	0	0	0	0	0	0	0	0	0	0	0	0	0	0	
	<b>Total</b>	<b>5563</b>	<b>12742814</b>	<b>0</b>	<b>0</b>	<b>12742814</b>	<b>100.00</b>	<b>12742814</b>	<b>0</b>	<b>100.00</b>	<b>0</b>	<b>0</b>	<b>300000</b>	<b>2.35</b>	<b>10626282</b>	



**Electrotherm (India) Limited**

**Table II (A)- Statement showing shareholding pattern of the Promoter and Promoter Group**

Category	Category & Name of shareholders	PAN	(i)	(ii)	(iii)	(iv)	(v)	(vi)	(vii) As a % of total shares held (A+B+C)	(viii) As a % of SCRR, 1957	(ix)	(x)	(xi)	(xii)	(xiii)	(xiv)	
																	No. of shareholders
(a)	(b)	(c)	(d)	(e)	(f)	(g)	(h)	(i)	(j)	(k)	(l)	(m)	(n)	(o)	(p)	(q)	(r)
1	Indian Individuals / Hindu Undivided Family		9	2280575	0	0	0	2280575	17.90	0	0	0	0	0	300000	13.15	2280575
	Shailesh Bhandari	AALPB19726	1	848275	0	0	0	848275	6.66	0	0	0	0	0	150000	17.68	848275
	Mukesh Bhandari	AALPB19748	1	809500	0	0	0	809500	6.35	0	0	0	0	0	150000	18.53	809500
	Ritu Bhandari	AALPB1971E	1	243025	0	0	0	243025	1.91	0	0	0	0	0	0	0.00	243025
	Nagesh Bhandari	ABAPB1403G	1	233125	0	0	0	233125	1.83	0	0	0	0	0	0	0.00	233125
	Mukesh Bharwaral Bhandari (HUF)	AAAA80577G	1	60000	0	0	0	60000	0.47	0	0	0	0	0	0	0.00	60000
	Indubala Bhandari	AALPB0404K	1	51500	0	0	0	51500	0.40	0	0	0	0	0	0	0.00	51500
	Narendra Dalal	AFYPD5056L	1	34500	0	0	0	34500	0.27	0	0	0	0	0	0	0.00	34500
	Jyoti Bhandari	AALPB1570F	1	375	0	0	0	375	0.00	0	0	0	0	0	0	0.00	375
	Reema Bhandari	ACVPB7124M	1	275	0	0	0	275	0.00	0	0	0	0	0	0	0.00	275
(b)	Central Government / State Government(s)		0	0	0	0	0	0	0.00	0	0	0	0	0	0	0.00	0
(c)	Financial Institutions / Banks		0	0	0	0	0	0	0.00	0	0	0	0	0	0	0.00	0
(d)	Any Other (Specify)		3	975000	0	0	0	975000	7.65	0	0	0	0	0	0	0.00	975000
	Bodhes Corporate		1	975000	0	0	0	975000	7.65	0	0	0	0	0	0	0.00	975000
	Western India Speciality Hospital Limited	AAACW4385M	1	975000	0	0	0	975000	7.65	0	0	0	0	0	0	0.00	975000
	Sub Total (A)(1)		10	3255575	0	0	0	3255575	25.55	0	0	0	0	0	300000	9.21	3255575
(e)	Foreign Individuals (Non-Resident Individuals / Foreign Individuals)		1	512500	0	0	0	512500	4.02	0	0	0	0	0	0	0.00	512500
	Bhandari Rakesh	AKCP80504Q	1	512500	0	0	0	512500	4.02	0	0	0	0	0	0	0.00	512500
(f)	Government		0	0	0	0	0	0	0.00	0	0	0	0	0	0	0.00	0
(g)	Institutions		0	0	0	0	0	0	0.00	0	0	0	0	0	0	0.00	0
(d)	Foreign Portfolio Investor		0	0	0	0	0	0	0.00	0	0	0	0	0	0	0.00	0
(e)	Any Other (Specify)		0	0	0	0	0	0	0.00	0	0	0	0	0	0	0.00	0
	Sub Total (A)(2)		1	512500	0	0	0	512500	4.02	0	0	0	0	0	0	0.00	512500
	Total Shareholding Of Promoter And Promoter Group (A)-(A)(1)+(A)(2)		11	3768075	0	0	0	3768075	29.57	0	0	0	0	0	300000	7.96	3768075




Details of Shares which remain unclaimed may be given here along with details such as number of shareholders, outstanding shares held in demat/undelivered suspense account, listing etc. are frozen etc.

Note: (1) PAN would not be displayed on website of Stock Exchange(s)  
 (2) The term 'Encumbrance' has the same meaning as assigned under regulation 20(3) of SEBI (Substantial Acquisition of Shares and Takeovers) Regulations, 2011.

**Electrotherm (India) Limited**

**Table III - Statement showing shareholding pattern of the Public shareholder**

Category	Category & Name of shareholders	PAN	(i)	(ii)	(iii)	(iv)	(v)	(vi)	Total nos. shares held (VII) = (IV) + (V) + (VI)	Shareholding as a % of total no. of shares (calculated as per SCRR, 1957)	(VIII) As a % of (A+B+C2)	(IX) Number of Voting Rights held in each class of securities		(X) No. of Shares Underlying Outstanding convertible securities (including Warrants)	Shareholding assuming full conversion of convertible securities as a percentage (VII) + (X) As a % of (A+B+C)	(XI) Number of Locked in shares		Number of Shares pledged or otherwise encumbered	Number of equity shares held in dematerialised form	
												No. of Voting Rights	Class eg: Y Total X			No. (a)	As a % of total Shares held (b)			No. (a)
1	Institutions																			
(a)	Mutual Fund		2	9600	0	0	0	9600	0.08	0.08	0.08	0	0	0	0.00	0	0.00	0	0	0
(b)	Venture Capital Funds		0	0	0	0	0	0	0.00	0.00	0.00	0	0	0	0.00	0	0.00	0	0	0
(c)	Alternate Investment Funds		0	0	0	0	0	0	0.00	0.00	0.00	0	0	0	0.00	0	0.00	0	0	0
(d)	Foreign Venture Capital Investors		0	0	0	0	0	0	0.00	0.00	0.00	0	0	0	0.00	0	0.00	0	0	0
(e)	Foreign Portfolio Investor		1	320360	0	0	0	320360	2.51	2.51	2.51	0	0	0	0.00	0	0.00	0	0	320360
	Aspire Emerging Fund	AALCAS544M	1	320360	0	0	0	320360	2.51	2.51	2.51	0	0	0	0.00	0	0.00	0	0	320360
(f)	Financial Institutions / Banks		2	1266440	0	0	0	1266440	9.94	9.94	9.94	0	0	0	0.00	0	0.00	0	0	1266440
	Edelweiss Asset Reconstruction Company Limited	AABCE9312K	1	1266440	0	0	0	1266440	9.94	9.94	9.94	0	0	0	0.00	0	0.00	0	0	1266440
(g)	Insurance Companies		0	0	0	0	0	0	0.00	0.00	0.00	0	0	0	0.00	0	0.00	0	0	0
(h)	Provident Funds/ Pension Funds		0	0	0	0	0	0	0.00	0.00	0.00	0	0	0	0.00	0	0.00	0	0	0
(i)	Any Other (Specify)		0	0	0	0	0	0	0.00	0.00	0.00	0	0	0	0.00	0	0.00	0	0	0
	Sub Total (B)(2)		5	1596700	0	0	0	1596700	12.53	12.53	12.53	0	0	0	0.00	0	0.00	0	0	1596700
2	Central Government/ State Government(s)/ President of India		0	0	0	0	0	0	0.00	0.00	0.00	0	0	0	0.00	0	0.00	0	0	0
3	Sub Total (B)(2)		0	0	0	0	0	0	0.00	0.00	0.00	0	0	0	0.00	0	0.00	0	0	0
(a)	Non-Institutions		9045	1039056	0	0	0	1039056	8.15	8.15	8.15	0	0	0	0.00	0	0.00	0	0	1039056
	I. Individual shareholders holding nominal share capital up to Rs. 2 lakhs.		8	1033682	0	0	0	1033682	8.11	8.11	8.11	0	0	0	0.00	0	0.00	0	0	1033682
	II. Individual shareholders holding nominal share capital in excess of Rs. 2 lakhs.		0	0	0	0	0	0	0.00	0.00	0.00	0	0	0	0.00	0	0.00	0	0	0
	Jagdishkumar Anantlal Akhaz	AETPAS632H	1	813836	0	0	0	813836	6.99	6.99	6.99	0	0	0	0.00	0	0.00	0	0	813836
(b)	NBFCs registered with RBI		0	0	0	0	0	0	0.00	0.00	0.00	0	0	0	0.00	0	0.00	0	0	0
(c)	Employee Trusts		0	0	0	0	0	0	0.00	0.00	0.00	0	0	0	0.00	0	0.00	0	0	0
(d)	Overseas Depositor(s) (holding DRs) (balancing figure)		0	0	0	0	0	0	0.00	0.00	0.00	0	0	0	0.00	0	0.00	0	0	0
(e)	Any Other (Specify)		494	5305301	0	0	0	5305301	41.63	41.63	41.63	0	0	0	0.00	0	0.00	0	0	5305301
	Trusts		1	11965	0	0	0	11965	0.09	0.09	0.09	0	0	0	0.00	0	0.00	0	0	11965
	Hindu Undivided Family		214	159372	0	0	0	159372	1.25	1.25	1.25	0	0	0	0.00	0	0.00	0	0	159372
	Foreign Companies		2	2000000	0	0	0	2000000	15.70	15.70	15.70	0	0	0	0.00	0	0.00	0	0	2000000
	Castleshine Pvt Limited	AADCC0353C	1	1000000	0	0	0	1000000	7.85	7.85	7.85	0	0	0	0.00	0	0.00	0	0	1000000
	Leadhaven Pvt Limited	AABOL3027A	1	1000000	0	0	0	1000000	7.85	7.85	7.85	0	0	0	0.00	0	0.00	0	0	1000000
	Non Resident Indians		61	33887	0	0	0	33887	0.27	0.27	0.27	0	0	0	0.00	0	0.00	0	0	33887
	Clearing Member		69	139044	0	0	0	139044	1.09	1.09	1.09	0	0	0	0.00	0	0.00	0	0	139044



Bodies Corporate	147	2961633	0	0	2961633	23.24	2961633	0	2961633	23.24	0	0.00	0	0.00	2959933
Dhanwasha Finvest Limited		426942	0	0	426942	3.35	426942	0	426942	3.35	0	0.00	0	0.00	426942
Pasim Share Trade Pvt. Ltd.		374918	0	0	374918	2.94	374918	0	374918	2.94	0	0.00	0	0.00	374918
Web Businesses.Com Global Ltd.		297599	0	0	297599	2.34	297599	0	297599	2.34	0	0.00	0	0.00	297599
Froid Finance & Investment Pvt.Ltd		250000	0	0	250000	1.96	250000	0	250000	1.96	0	0.00	0	0.00	250000
Highland Finances & Investments Pvt Ltd.		250000	0	0	250000	1.96	250000	0	250000	1.96	0	0.00	0	0.00	250000
Lavish Packers Limited		248347	0	0	248347	1.95	248347	0	248347	1.95	0	0.00	0	0.00	248347
S J Infotech Private Limited		140361	0	0	140361	1.10	140361	0	140361	1.10	0	0.00	0	0.00	140361
Vandhman Infocore Private Limited		189689	0	0	189689	1.49	189689	0	189689	1.49	0	0.00	0	0.00	189689
Eyesight Share Trading Private Limited		133145	0	0	133145	1.04	133145	0	133145	1.04	0	0.00	0	0.00	133145
Blink Share And Comtrade Private Limited		125495	0	0	125495	0.98	125495	0	125495	0.98	0	0.00	0	0.00	125495
Arjun Leasing And Finance Private Limited		132716	0	0	132716	1.04	132716	0	132716	1.04	0	0.00	0	0.00	132716
Sub Total (B)(3)	5547	7378039	0	0	7378039	57.90	7378039	0	7378039	57.90	0	0.00	0	0.00	5274607
Total Public Shareholding (B)= (B)(3)+(B)(2)+(B)(3)	5852	8574739	0	0	8574739	70.43	8574739	0	8574739	70.43	0	0.00	0	0.00	6853207

\* Note: 1266440 Equity Shares to be credited in the demat account of allottee i.e. Edelweiss Asset Reconstruction Company Limited through corporate action with NSDL / CDSL.


Details of the shareholders acting as persons in Concert including their Shareholding (No. and %):  
Details of Shares which remain unclaimed may be given here along with details such as number of shareholders, outstanding shares held in demat/unclaimed suspense account, voting rights which are frozen etc.

Note:

(1) PAN would not be displayed on website of Stock Exchange(s).

(2) The above format needs to be disclosed along with the name of following persons: institutions/non institutions holding more than 1% of total number of shares

(3) W.r.t. the information pertaining to Depository Receipts, the same may be disclosed in the respective columns to the extent information available and the balance to be disclosed as held by custodian.



**Electrotherm (India) Limited**

**Table IV - Statement showing shareholding pattern of the Non Promoter- Non Public shareholder**

Category	Category & Name of shareholders	PAM	Nos. of sharehold- ers	No. of fully paid up equity shares held	No. of Partly paid-up equity shares held	No. of underlying Depository Receipts	Total nos. shares held	Sharehold- ing as % of total no. of shares (calculated as per SCRR, 1957)	Number of Voting Rights held in each class		No. of Shares Underlying Outstanding convertible securities (including Warrants)	Sharehold- ing, as a % assuming full conversion of convertible securities (VII)+(X) As a % of (A+B+C2)	Number of Locked in shares		Number of Shares pledged or otherwise encumbered	Number of equity shares held in dematerialise d form
									No of Voting Rights	Total as a % of (A+B+C)			No. (a)	As a % of total Shares held(b)		
	(I)	(II)	(III)	(IV)	(V)	(VI)	(VII) = (IV)+(V)+(VI)	(VIII) As a % of (A+B+C2)	(IX)	(X)	(XI)	(XII)	(XIII)	(XIV)	(XV)	
1	Custodian/DR Holder		0	0	0	0	0	0.00	0	0	0	0.00	0	0.00	0	0
	Employee Benefit Trust (under SEBI (Share based Employee Benefit) Regulations, 2014)		0	0	0	0	0	0.00	0	0	0	0.00	0	0.00	0	0
	Total Non-Promoter- Non Public Shareholding (C) = (C1)+(C2)		0	0	0	0	0	0.00	0	0	0	0.00	0	0.00	0	0

Note:

- (1) PAM would not be displayed on website of Stock Exchange(s).
- (2) The above format needs to disclose name of all holders holding more than 1% of total number of shares
- (3) W.r.t. the information pertaining to Depository Receipts, the same may be disclosed in the respective columns to the extent information available

