


(l)(a)

Introductory sub-table


Name of Company : ELECTROTHERM (INDIA) LIMITED
 Scrip Code, Name of the Scrip : NSE : ELECTHERM
 Class of Security: Equity Shares
 Quarter Ended: 30/09/2015

Partly paid-up shares	No. of partly paid-up shares	As a % of total no. of partly paid-up shares	As a % of total no. of shares of the company
Held by Promoter/Promoters Group	0	N.A.	N.A.
Held by Public	0	N.A.	N.A.
Total	0	N.A.	N.A.
Outstanding convertible securities	No. of outstanding securities	As a % of total No. of outstanding convertible securities	As a % of total no. of shares of the company, assuming full conversion of the convertible securities
Held by Promoter/Promoter Group	0	N.A.	N.A.
Held by Public	0	N.A.	N.A.
Partially Convertible Partially Redeemable Preference Shares (PCPRPS)	28590000	100	71.36
Total	0	N.A.	N.A.
Warrants	No. of warrants	As a % of total no. of warrants	As a % of total no. of shares of the company, assuming full conversion of warrants
Held by Promoter/Promoter Group	0	N.A.	N.A.
Held by Public	0	N.A.	N.A.
Total	0	N.A.	N.A.
Total paid-up capital of the company assuming full conversion of warrants and convertible securities	40066374		



Note :


- 1 The Company has allotted 2,85,90,000 Partially Convertible Partially Redeemable Preference Shares (PCPRPS) to Edelweiss Asset Reconstruction Company Limited (As trustee of EARC Trust SC 30) on 22nd August, 2015 as per SEBI (ICDR) Regulations, 2009, inter alia, on following terms:
 - (a) Such number of PCPRPS shall be converted into such proportionate number of equity shares based on the conversion price on the conversion date in such a manner so the post conversion equity capital of Edelweiss Asset Reconstruction Company Limited ("EARC") shall not exceed 10% of total post conversion paid up equity capital of the company and balance PCPRPS which will not get converted into equity shares shall be continue as Non Convertible Redeemable Preference Shares and shall carry 0% coupon rate and shall be redeemed/re-purchased on such date as determined by the board but not later than a period exceeding three years.
- 2 The total paid up capital of the company assuming full conversion of Partially Convertible Partially Redeemable Preference Shares (PCPRPS) is subject to conversion price.
- 3 For the purpose of this shareholding pattern, it is assumed that 1(one) PCPRPS will be converted into 1 (one) equity share and there is no change in the existing capital of the company prior to conversion. However, since the conversion of PCPRPS into equity shares will be based on the conversion price on the conversion date, it is not possible to ascertain the exact percentage of total number of shares of the company, assuming full conversion of the convertible securities, which is currently shown as 71.36%. Further as per the terms mentioned in Para 1 above and settlement terms with EARC, the post conversion equity capital of EARC shall not exceed 10% of the total post conversion paid up equity capital of the company. As such, the percentage shown as 71.36% will not exceed 10% of total post conversion paid up equity capital of the Company. The assumption of conversion of 1(one) PCPRPS into 1 (one) equity shares is only for the purpose that the percentage of total number of shares assuming full conversion does not exceed 100%.



Statement Showing Shareholding Pattern


Category code	Category of Shareholder	Number of Shareholders	Total number of shares	Number of shares held in dematerialized form	Total shareholding as a percentage of total number of shares		Shares Pledged or otherwise encumbered	
					As a percentage of (A+B)	As a percentage of (A+B+C)	Number of shares	As a percentage
(I)	(II)	(III)	(IV)	(V)	(VI)	(VII)	(VIII)	(IX)= (VIII)/(IV)*100
(A)	Shareholding of Promoter and Promoter Group							
1	Indian							
(a)	Individuals/ Hindu Undivided Family	9	2280575	2280575	19.87	19.87	300000	13.15
(b)	Central Government/ State Government(s)	0	0	0	0.00	0.00		
(c)	Bodies Corporate	1	975000	975000	8.50	8.50		
(d)	Financial Institutions/ Banks	0	0	0	0.00	0.00		
(e)	Any Others (Specify)	0	0	0	0.00	0.00		
	Sub Total (A)(1)	10	3255575	3255575	28.37	28.37	300000	9.21
2	Foreign							
(a)	Individuals (Non-Residents Individuals/Foreign Individuals)	1	512500	512500	4.47	4.47		
(b)	Bodies Corporate	0	0	0	0.00	0.00		
(c)	Institutions	0	0	0	0.00	0.00		
(d)	Qualified Foreign Investor	0	0	0	0.00	0.00		
(e)	Any Others (Specify)	0	0	0	0.00	0.00		
	Sub Total(A)(2)	1	512500	512500	4.47	4.47		
	Total Shareholding of Promoter and Promoter Group (A)= (A)(1)+(A)(2)	11	3768075	3768075	32.83	32.83	300000	7.96
(B)	Public shareholding						N.A.	N.A.
1	Institutions						N.A.	N.A.
(a)	Mutual Funds / UTI	2	9800	0	0.09	0.09		
(b)	Financial Institutions / Banks	1	100	0	0.00	0.00		
(c)	Central Government / State Government(s)	0	0	0	0.00	0.00		
(d)	Venture Capital Funds	0	0	0	0.00	0.00		
(e)	Insurance Companies	0	0	0	0.00	0.00		
(f)	Foreign Institutional Investors	0	0	0	0.00	0.00		
(g)	Foreign Venture Capital Investors	0	0	0	0.00	0.00		
(h)	Qualified Foreign Investor	0	0	0	0.00	0.00		
(i)	Any Other (specify)	0	0	0	0.00	0.00		
	Sub-Total (B)(1)	3	9900	0	0.09	0.09		
2	Non-institutions							
(a)	Bodies Corporate	193	2871421	2369721	25.02	25.02		
(b)	Individuals							
i	Individual shareholders holding nominal share capital up to Rs 1 lakh	6344	1299405	1265098	11.32	11.32		
ii	Individual shareholders holding nominal share capital in excess of Rs. 1 lakh.	15	1014107	942907	8.84	8.84	0	0.00
(c)	Qualified Foreign Investor	0	0	0	0.00	0.00	0	0.00
(d)	Any Other (specify)							
(d-i)	Clearing Member	74	315094	315094	2.75	2.75	0	0.00
(d-ii)	Foreign Company	2	2000000	0	17.43	17.43		
(d-iii)	Non-Resident Indians	67	31497	30997	0.27	0.27		
(d-v)	HUF	266	166875	166875	1.45	1.45		
	Sub-Total (B)(2)	6961	7698399	5090692	67.08	67.08	0.00	0.00
(B)	Total Public Shareholding (B)= (B)(1)+(B)(2)	6964	7708299	5090692	67.17	67.17	0.00	0.00
	TOTAL (A)+(B)	6975	11476374	8858767	100.00	100.00	300000	2.61
(C)	Shares held by Custodians and against which Depository Receipts have been issued						N.A.	N.A.
(1)	Promoter and Promoter Group	0	0	0	0	0		
(2)	Public	0	0	0	0	0		
	GRAND TOTAL (A)+(B)+(C)	6975	11476374	8858767	100.00	100.00	300000	

Sr. No.	Notes
1	3,00,000 Equity Shares of promoters has been pledged to the Bank of India towards the securities for various facilities sanctioned & disbursed by Bank of India.



(l)(b) Statement showing holding of securities (including shares, warrants, convertible securities) of persons belonging to the category "Promoter and Promoter Group"

Sr. No.	Name of the shareholder	Details of shares held		Encumbered shares			Details of warrant		Details of Convertible Securities		Total Shares (including underlying shares assuming full conversion of warrants and convertible securities) as a % of diluted share capital
		Number of shares held	As a % of grand total (A)+(B)+(C)	Number	As a percentage	As a % of grand total (A)+(B)+(C) of sub-clause (l)(a)	Number of warrants held	As a % total number of warrants of the same class	Number of convertible securities held	As a % total number of convertible securities of the same class	
(I)	(II)	(III)	(IV)	(V)	(VI) = (V)/(III) *100	(VII)	(VIII)	(IX)	(X)	(XI)	(XII)
1	WESTERN INDIA SPECIALITY HOSPITAL LTD.	975000	8.50	0	N.A.	N.A.	N.A.	N.A.	N.A.	N.A.	2.43
2	SHAILESH BHANDARI	848275	7.39	150000	17.68	1.31	N.A.	N.A.	N.A.	N.A.	2.12
3	MUKESH BHANDARI	809500	7.05	150000	18.53	1.31	N.A.	N.A.	N.A.	N.A.	2.02
4	RAKESH BHANDARI	512500	4.47	0	N.A.	N.A.	N.A.	N.A.	N.A.	N.A.	1.28
5	RITU BHANDARI	243025	2.12	0	N.A.	N.A.	N.A.	N.A.	N.A.	N.A.	0.61
6	NAGESH BHANDARI	233125	2.03	0	N.A.	N.A.	N.A.	N.A.	N.A.	N.A.	0.58
7	MUKESH BHANWARLAL BHANDARI [HUF]	60000	0.52	0	N.A.	N.A.	N.A.	N.A.	N.A.	N.A.	0.15
8	INDUBALA BHANDARI	51500	0.45	0	N.A.	N.A.	N.A.	N.A.	N.A.	N.A.	0.13
9	NARENDRA DALAL	34500	0.30	0	N.A.	N.A.	N.A.	N.A.	N.A.	N.A.	0.09
10	JYOTI BHANDARI	375	0.00	0	N.A.	N.A.	N.A.	N.A.	N.A.	N.A.	0.00
11	REEMA BHANDARI	275	0.00	0	N.A.	N.A.	N.A.	N.A.	N.A.	N.A.	0.00
TOTAL		3768075	32.83	300000	7.96	2.61	N.A.	N.A.	N.A.	N.A.	9.40




(I)(c)(i) Statement showing holding of Securities (including Shares, Warrants, Convertible Securities) of persons belonging to the category "Public" and holding more than 1% of the total number of shares

Sr. No.	Name of the Shareholder	Number of shares held	Shares as a percentage of total number of shares {i.e., Grand Total (A)+(B)+(C) indicated in Statement at para (I)(a) above}	Details of warrants		Details of convertible securities		Total Shares (including underlying shares assuming full conversion of warrants and convertible securities) as a % of diluted share capital
				Number of warrants held	As a % total number of warrants of the same class	Number of convertible securities held	% w.r.t. total number of convertible securities of the same class	
1	Castleshine Pte Limited	1000000	8.71	N.A.	N.A.	N.A.	N.A.	2.50
2	Leadhaven Pte Limited	1000000	8.71	N.A.	N.A.	N.A.	N.A.	2.50
3	Jagdishkumar Amrutlal Akhani	655816	5.71	N.A.	N.A.	N.A.	N.A.	1.64
4	JM Finance Services Limited	431846	3.76	N.A.	N.A.	N.A.	N.A.	1.08
5	Dhanvarsha Finvest Limited	420908	3.67	N.A.	N.A.	N.A.	N.A.	1.05
6	Passim Share Trade Pvt. Ltd.	394918	3.44	N.A.	N.A.	N.A.	N.A.	0.99
7	Web Businesses.com Global Ltd.	293299	2.56	N.A.	N.A.	N.A.	N.A.	0.73
8	SSJ Finance & Securities Pvt. Ltd.	270500	2.36	N.A.	N.A.	N.A.	N.A.	0.68
9	Froid Finance & Investment Pvt. Ltd.	250000	2.18	N.A.	N.A.	N.A.	N.A.	0.62
10	Highland Finance & Investment Pvt. Ltd.	250000	2.18	N.A.	N.A.	N.A.	N.A.	0.62
11	Lavish Packagers Limited	248347	2.16	N.A.	N.A.	N.A.	N.A.	0.62
12	Vardhman Infracon Private Limited	189689	1.65	N.A.	N.A.	N.A.	N.A.	0.47
13	Edelweiss Asset Reconstruction Company Limited (as Trustee of EARC Trust SC 30)	0	0.00	N.A.	N.A.	28590000	100.00	71.36
TOTAL		5405323	47.10	N.A.	N.A.	28590000	100.00	84.85

(I)(c)(ii) Statement showing holding of securities (including shares, warrants, convertible securities) of persons (together with PAC) belonging to the category "Public" and holding more than 5% of the total number of shares of the company

Sr. No.	Name of the Shareholder	Number of shares held	Shares as a percentage of total number of shares {i.e., Grand Total (A)+(B)+(C) indicated in Statement at para (I)(a) above}	Details of warrants		Details of convertible securities		Total Shares (including underlying shares assuming full conversion of warrants and convertible securities) as a % of diluted share capital
				Number of warrants held	As a % total number of warrants of the same class	Number of convertible securities held	% w.r.t. total number of convertible securities of the same class	
1	Castleshine Pte Limited	1000000	8.71	N.A.	N.A.	N.A.	N.A.	2.50
2	Leadhaven Pte Limited	1000000	8.71	N.A.	N.A.	N.A.	N.A.	2.50
3	Jagdishkumar Amrutlal Akhani	655816	5.71	N.A.	N.A.	N.A.	N.A.	1.64
3	Edelweiss Asset Reconstruction Company Limited (as Trustee of EARC Trust SC 30)	0	0.00	N.A.	N.A.	28590000	100.00	71.36
TOTAL		2655816	23.14	N.A.	N.A.	28590000	100.00	77.99



(I)(d) Statement showing details of locked-in shares

Sr. No.	Name of the shareholder	Number of locked-in shares	Locked-in shares as a percentage of total number of shares {i.e., Grand Total (A)+(B)+(C) indicated in Statement at para (I)(a) above}
	NIL	NIL	NIL
	TOTAL	NIL	NIL

(II)(a) Statement showing details of Depository Receipts (DRs)

Sr. No.	Type of outstanding DR (ADRs, GDRs, SDRs, etc.)	Number of outstanding DRs	Number of shares underlying outstanding DRs	Shares underlying outstanding DRs as a percentage of total number of shares {i.e., Grand Total (A)+(B)+(C) indicated in Statement at para (I)(a) above}
	NIL	NIL	NIL	NIL
	TOTAL	NIL	NIL	NIL

(II)(b) Statement showing Holding of Depository Receipts (DRs), where underlying shares held by 'Promoter / Promoter Group' are in excess of 1% of the total number of shares

Sr. No.	Name of the DR Holder	Type of outstanding DR (ADRs, GDRs, SDRs, etc.)	Number of shares underlying outstanding DRs	Shares underlying outstanding DRs as a percentage of total number of shares {i.e., Grand Total (A)+(B)+(C) indicated in Statement at para (I)(a) above}
	N.A.	N.A.	N.A.	NIL
	TOTAL	N.A.	N.A.	NIL

