


## SHAREHOLDING PATTERN

### Shareholding Pattern under Regulation 31 of SEBI (Listing Obligations and Disclosure Requirements) Regulations, 2015

|   |   |
|---|---|
| 1 | Name of Listed Entity: Electrotherm (India) Limited   |
| 2 | Scrip Code/Name of Scrip/Class of Security: BSE : 526608 NSE : ELECTHERM  |
| 3 | Share Holding Pattern Filed under: Reg. 31(1)(b)  |
|   | Date of Event :- 30/06/2018   |
| 4 | Declaration: The Listed entity is required to submit the following declaration to the extent of submission of information:- |

|   | Particulars  | Yes* / No* |
|---|--|------------|
| 1 | Whether the Listed Entity has issued any partly paid up shares?                        | No         |
| 2 | Whether the Listed Entity has issued any Convertible Securities?                       | No         |
| 3 | Whether the Listed Entity has issued any Warrants?                                     | No         |
| 4 | Whether the Listed Entity has any shares against which depository receipts are issued? | No         |
| 5 | Whether the Listed Entity has any shares in locked-in?                                 | No         |
| 6 | Whether any shares held by promoters are pledge or otherwise encumbered?               | Yes        |
| 7 | Whether company has equity shares with differential voting rights?                     | No         |



### ELECTROTHERM (India) Limited

#### HEAD OFFICE & WORKS:

Survey No. 72, Palodia, (Via Thaltej, Ahmedabad), Gujarat-382115, India.  
Phone: +91-2717-234553 – 7, 660550 Fax: +91-2717-234866  
Email: ho@electrotherm.com | Website: www.electrotherm.com

#### REGD. OFFICE:


A-1, Skylark Apartment, Satellite Road,  
Satellite, Ahmedabad-380015.  
Phone: +91-79-26768844, Fax: +91-79-26768855  
CIN : L29249GJ1986PLC009126  
Email: sec@electrotherm.com

**Other Offices:** • Angul • Bangalore • Bangladesh • Bellary • Chennai • Coimbatore • Delhi • Ghaziabad • Goa • Hyderabad • Jaipur • Jalna  
• Jalandhar • Jamnagar • Jamshedpur • Kanpur • Koderma • Kolhapur • Kolkata • Ludhiana • Mandi Gobindgarh • Mumbai  
• Nagpur • Nasik • Panaji • Pune • Raipur • Raigarh • Rajkot • Rourkela • Sambalpur

**Electrotherm (India) Limited**

**Table I - Summary Statement holding of specified securities**

| Category | Category of shareholder       | Number of shareholders | No. of fully paid up equity shares held | No. of Partly paid-up equity shares held | No. of shares underlying Depository Receipts | Total nos. shares held | Shareholding as a % of total shares (calculate as per SCRR, 1957) |                         | Number of Voting Rights held in each class of securities |             | No. of Shares Underlying Outstanding convertible securities (including Warrants) | Shareholding, as a % assuming full conversion of convertible securities (XI) = (VII)+(X) As a % of (A+B+C2) | Number of Locked in shares |                                | Number of Shares pledged or otherwise encumbered |                                | Number of equity shares held in dematerialised form |       |
|----------|-------------------------------|------------------------|---|--|--|------------------------|---|-------------------------|--|-------------|--|---|----------------------------|--------------------------------|--|--------------------------------|---|-------|
|          |                               |                        |   |  |  |                        | no. of shares   | Total as a % of (A+B+C) | No of Voting Rights                                      |             |  |   | No. (a)                    | As a % of total Shares held(b) | No. (a)  | As a % of total Shares held(b) |   |       |
|          |                               |                        |   |  |  |                        |   |                         | Class eg: X  | Class eg: Y |  |   |                            |                                |  |                                |   | Total |
| (I)      | (II)                          | (III)                  | (IV)                                    | (V)                                      | (VI)   | (VII) = (IV)+(V)+(VI)  | (VIII)As a % of (A+B+C2)  | (IX)                    | (X)  | (XI)        | (XII)  | (XIII)  | (XIV)                      |                                |  |                                |   |       |
| (A)      | Promoter & Promoter Group     | 14                     | 3990325                                 | 0  | 0  | 3990325                | 31.31   | 0                       | 3990325  | 31.31       | 0  | 31.31   | 0                          | 0                              | 300000   | 7.52                           | 3990325   |       |
| (B)      | Public                        | 6110                   | 8752489                                 | 0  | 0  | 8752489                | 68.69   | 0                       | 8752489  | 68.69       | 0  | 68.69   | 0                          | 0                              | 0  | 0                              | 6637532   |       |
| (C)      | Non Promoter - Non Public     |                        |   |  |  |                        |   |                         |  |             |  |   |                            |                                |  |                                |   |       |
| (C1)     | Shares Underlying DRs         | 0                      | 0                                       | 0  | 0  | 0                      | 0   | 0                       | 0  | 0           | 0  | 0   | 0                          | 0                              | 0  | 0                              | 0   |       |
| (C2)     | Shares Held By Employee Trust | 0                      | 0                                       | 0  | 0  | 0                      | 0   | 0                       | 0  | 0           | 0  | 0   | 0                          | 0                              | 0  | 0                              | 0   |       |
|          | Total                         | 6124                   | 12742814                                | 0  | 0  | 12742814               | 100.00  | 0                       | 12742814   | 100.00      | 0  | 100.00  | 0                          | 0                              | 300000   | 2.35                           | 10627857  |       |



**Electrotherm (India) Limited**


**Table II (I)(a) - Statement showing shareholding pattern of the Promoter and Parent Group**

| Category | Category & Name of shareholders                                       | PAN        | Nos. of shareholders | No. of fully paid up equity shares held | No. of equity shares held | No. of Partly paid-up equity shares held | No. of shares underlying Depository Receipts | Total nos. shares held (IV)+(V)+(VI) | Shareholding as a % of total no. of shares (calculate as per SCRR, 1957) | Number of Voting Rights held in each class of securities |                         | No. of Shares Underlying Outstanding convertible securities (including Warrants) | Shareholding as a % assuming full conversion of convertible securities (as a percentage of diluted share capital) | Number of Locked in shares |        | Number of Shares pledged or otherwise encumbered | As a % of total Shares held(b) | Number of equity shares held in dematerialised form |
|----------|---|------------|----------------------|---|---------------------------|--|--|--------------------------------------|--|--|-------------------------|--|---|----------------------------|--------|--|--------------------------------|---|
|          |   |            |                      |   |                           |  |  |                                      |  | No of Voting Rights                                      | Total as a % of (A+B+C) |  |   | (XII)                      | (XIII) |  |                                |   |
|          | (i)   | (ii)       | (iii)                | (iv)                                    | (v)                       | (vi)                                     | (vii)  | (viii) = (iv)+(v)+(vi)               | (ix) As a % of (A+B+C2)  | (x)  | (xi) = (viii)+(x)       | (xii) As a % of  | (xiii)  | (xiv)                      |        |  |                                |   |
| 1        | Indian Individuals / Hindu Undivided Family                           |            | 12                   | 2502825                                 | 0                         | 0  | 0  | 2502825                              | 19.64  | 0  | 2502825                 | 0  | 19.64   | 0                          | 0      | 300000   | 11.99                          | 2502825   |
|          | Shailesh Bhandari   | AALPB1973G | 1                    | 848275                                  | 0                         | 0  | 0  | 848275                               | 6.66   | 0  | 848275                  | 0  | 6.66  | 0                          | 0      | 150000   | 17.68                          | 848275  |
|          | Mukesh Bhandari   | AALPB1974B | 1                    | 809500                                  | 0                         | 0  | 0  | 809500                               | 6.35   | 0  | 809500                  | 0  | 6.35  | 0                          | 0      | 150000   | 18.53                          | 809500  |
|          | Ritu Bhandari   | AALPB1971E | 1                    | 243025                                  | 0                         | 0  | 0  | 243025                               | 1.91   | 0  | 243025                  | 0  | 1.91  | 0                          | 0      | 0  | 0.00                           | 243025  |
|          | Nagesh Bhandari   | ABXPB1401G | 1                    | 233125                                  | 0                         | 0  | 0  | 233125                               | 1.83   | 0  | 233125                  | 0  | 1.83  | 0                          | 0      | 0  | 0.00                           | 233125  |
|          | Mukesh Bhanwarlal Bhandari (HUF)                                      | AAAAA0577G | 1                    | 60000                                   | 0                         | 0  | 0  | 60000                                | 0.47   | 0  | 60000                   | 0  | 0.47  | 0                          | 0      | 0  | 0.00                           | 60000   |
|          | Indubala Bhandari   | AALPB4045K | 1                    | 51500                                   | 0                         | 0  | 0  | 51500                                | 0.40   | 0  | 51500                   | 0  | 0.40  | 0                          | 0      | 0  | 0.00                           | 51500   |
|          | Narendra Dalal  | AFYPD5056L | 1                    | 34500                                   | 0                         | 0  | 0  | 34500                                | 0.27   | 0  | 34500                   | 0  | 0.27  | 0                          | 0      | 0  | 0.00                           | 34500   |
|          | Jyoti Bhandari  | AALPB1970F | 1                    | 375                                     | 0                         | 0  | 0  | 375                                  | 0.00   | 0  | 375                     | 0  | 0.00  | 0                          | 0      | 0  | 0.00                           | 375   |
|          | Reema Bhandari  | ACVPB7124M | 1                    | 275                                     | 0                         | 0  | 0  | 275                                  | 0.00   | 0  | 275                     | 0  | 0.00  | 0                          | 0      | 0  | 0.00                           | 275   |
|          | Suraj Bhandari*   | BICPB5879C | 1                    | 81100                                   | 0                         | 0  | 0  | 81100                                | 0.64   | 0  | 81100                   | 0  | 0.64  | 0                          | 0      | 0  | 0.00                           | 81100   |
|          | Anurag Mukesh Bhandari*   | BARPB6804P | 1                    | 76050                                   | 0                         | 0  | 0  | 76050                                | 0.60   | 0  | 76050                   | 0  | 0.60  | 0                          | 0      | 0  | 0.00                           | 76050   |
|          | Siddharth Mukesh Bhandari*  | ARTPB0632P | 1                    | 65100                                   | 0                         | 0  | 0  | 65100                                | 0.51   | 0  | 65100                   | 0  | 0.51  | 0                          | 0      | 0  | 0.00                           | 65100   |
| (b)      | Central Government / State Government(s)                              |            | 0                    | 0                                       | 0                         | 0  | 0  | 0                                    | 0.00   | 0  | 0                       | 0  | -   | 0                          | 0      | 0  | 0.00                           | 0   |
| (c)      | Financial Institutions / Banks  |            | 0                    | 0                                       | 0                         | 0  | 0  | 0                                    | 0.00   | 0  | 0                       | 0  | -   | 0                          | 0      | 0  | 0.00                           | 0   |
| (d)      | Any Other (Specify)   |            | 1                    | 975000                                  | 0                         | 0  | 0  | 975000                               | 7.65   | 0  | 975000                  | 0  | 7.65  | 0                          | 0      | 0  | 0.00                           | 975000  |
|          | Bodies Corporate  |            | 1                    | 975000                                  | 0                         | 0  | 0  | 975000                               | 7.65   | 0  | 975000                  | 0  | 7.65  | 0                          | 0      | 0  | 0.00                           | 975000  |
|          | Western India Speciality Hospital Limited                             | AAACW4385M | 1                    | 975000                                  | 0                         | 0  | 0  | 975000                               | 7.65   | 0  | 975000                  | 0  | 7.65  | 0                          | 0      | 0  | 0.00                           | 975000  |
|          | Sub Total (A)(1)  |            | 13                   | 3477825                                 | 0                         | 0  | 0  | 3477825                              | 27.29  | 0  | 3477825                 | 0  | 27.29   | 0                          | 0      | 300000   | 8.63                           | 3477825   |
| 2        | Foreign Individuals (Non-Resident Individuals / Foreign Individuals)  |            | 1                    | 512500                                  | 0                         | 0  | 0  | 512500                               | 4.02   | 0  | 512500                  | 0  | 4.02  | 0                          | 0      | 0  | 0                              | 512500  |
|          | Bhandari Rakesh   | AKQP80504Q | 1                    | 512500                                  | 0                         | 0  | 0  | 512500                               | 4.02   | 0  | 512500                  | 0  | 4.02  | 0                          | 0      | 0  | 0.00                           | 512500  |
| (b)      | Government  |            | 0                    | 0                                       | 0                         | 0  | 0  | 0                                    | 0.00   | 0  | 0                       | 0  | -   | 0                          | 0      | 0  | 0.00                           | 0   |
| (c)      | Institutions  |            | 0                    | 0                                       | 0                         | 0  | 0  | 0                                    | 0.00   | 0  | 0                       | 0  | -   | 0                          | 0      | 0  | 0.00                           | 0   |
| (d)      | Foreign Portfolio Investor  |            | 0                    | 0                                       | 0                         | 0  | 0  | 0                                    | 0.00   | 0  | 0                       | 0  | -   | 0                          | 0      | 0  | 0.00                           | 0   |
| (e)      | Any Other (Specify)   |            | 0                    | 0                                       | 0                         | 0  | 0  | 0                                    | 0.00   | 0  | 0                       | 0  | -   | 0                          | 0      | 0  | 0.00                           | 0   |
|          | Sub Total (A)(2)  |            | 1                    | 512500                                  | 0                         | 0  | 0  | 512500                               | 4.02   | 0  | 512500                  | 0  | 4.02  | 0                          | 0      | 0  | 0.00                           | 512500  |
|          | Total Shareholding Of Promoter And Promoter Group (A) = (A)(1)+(A)(2) |            | 14                   | 3990325                                 | 0                         | 0  | 0  | 3990325                              | 31.31  | 0  | 3990325                 | 0  | 31.31   | 0                          | 0      | 300000   | 7.52                           | 3990325   |

Details of Shares which remain unclaimed may be given hear along with details such as number of shareholders, outstanding shares held in demat/unclaimed suspense account, voting rights which are frozen etc.

(\*) Based on the disclosures received from Mr. Suraj Shailesh Bhandari (Promoter /Promoter Group) equity shares which are yet to be credited in his demat account has been reduced from public shareholding.

(#) Mr. Anurag Mukesh Bhandari (Promoter/Promoter Group), on 7th May, 2018 and 8th June, 2018 submitted disclosures under Regulation 7(1) and 7(2)(a) read with Regulation 6(2) of SEBI (Prohibition of Insider Trading) Regulations, 2015 on acquisition of 300000 and 12500 equity shares of the Company respectively from Market.




(S) Mr. Siddharth Mukesh Bhandari (Promoter/Promoter Group), on 5th June, 2018 submitted disclosures under Regulation 7(1) and 7(2)(a) read with Regulation 6(2) of SEBI (Prohibition of Insider Trading) Regulations, 2015 on acquisition of 16,400 equity shares of the Company respectively from Market.

Note:

(1) PAN would not be displayed on website of Stock Exchange(s)


(2) The term 'Encumbrance' has the same meaning as assigned under regulation 28(3) of SEBI (Substantial Acquisition of Shares and Takeovers) Regulations, 2011.



**Electrotherm (India) Limited**

**Table III - Statement showing shareholding pattern of the Public shareholder**

| Category | Category & Name of shareholders   | PAN        | Nos. of shareholders | No. of fully paid up equity shares held | No. of Partly paid-up equity shares held | No. of shares underlying Depository Receipts | Total nos. shares held (IV)+(V)+(VI) | Shareholding as a % of total no. of shares (calculated as per SCRR, 1957) | Number of Voting Rights held in each class of securities |                         | No. of Shares Underlying Outstanding convertible securities (including Warrants) | Shareholding assuming full conversion of convertible securities as a percentage of diluted share capital | Number of Locked In shares |                                | Number of Shares pledged or otherwise encumbered |                                | Number of equity shares held in dematerialised form |
|----------|---|------------|----------------------|---|--|--|--------------------------------------|---|--|-------------------------|--|--|----------------------------|--------------------------------|--|--------------------------------|---|
|          |   |            |                      |   |  |  |                                      |   | No of Voting Rights                                      | Total as a % of (A+B+C) |  |  | No. (a)                    | As a % of total Shares held(b) | No. (a)  | As a % of total Shares held(b) |   |
|          | (i)   | (ii)       | (iii)                | (iv)                                    | (v)                                      | (vi)   | (vii) = (iv)+(v)+(vi)                | (viii) As a % of (A+B+C2)   | (ix)   | (x)                     | (xi)   | (xii) = (vii)-(xi) As a % of   | (xiii)                     | (xiv)                          |  |                                |   |
| 1        | Institutions  |            |                      |   |  |  |                                      |   |  |                         |  |  |                            |                                |  |                                |   |
| (a)      | Mutual Fund   |            | 2                    | 9800                                    | 0  | 0  | 9800                                 | 0.08  | 9800   | 0                       | 0.08   | 0  | 0.00                       | 0                              | 0.00   | 0                              | 0.00  |
| (b)      | Venture Capital Funds   |            | 0                    | 0                                       | 0  | 0  | 0                                    | 0.00  | 0  | 0                       | 0.00   | 0  | 0.00                       | 0                              | 0.00   | 0                              | 0.00  |
| (c)      | Alternate Investment Funds  |            | 0                    | 0                                       | 0  | 0  | 0                                    | 0.00  | 0  | 0                       | 0.00   | 0  | 0.00                       | 0                              | 0.00   | 0                              | 0.00  |
| (d)      | Foreign Venture Capital Investors   |            | 0                    | 0                                       | 0  | 0  | 0                                    | 0.00  | 0  | 0                       | 0.00   | 0  | 0.00                       | 0                              | 0.00   | 0                              | 0.00  |
| (e)      | Foreign Portfolio Investor  |            | 1                    | 565128                                  | 0  | 0  | 565128                               | 4.43  | 565128   | 0                       | 4.43   | 0  | 0.00                       | 0                              | 0.00   | 0                              | 0.00  |
|          | Aspire Emerging Fund  | AALCA544M  | 1                    | 565128                                  | 0  | 0  | 565128                               | 4.43  | 565128   | 0                       | 4.43   | 0  | 0.00                       | 0                              | 0.00   | 0                              | 0.00  |
| (f)      | Financial Institutions / Banks  |            | 1                    | 100                                     | 0  | 0  | 100                                  | 0.00  | 100  | 0                       | 0.00   | 0  | 0.00                       | 0                              | 0.00   | 0                              | 0.00  |
| (g)      | Insurance Companies   |            | 0                    | 0                                       | 0  | 0  | 0                                    | 0.00  | 0  | 0                       | 0.00   | 0  | 0.00                       | 0                              | 0.00   | 0                              | 0.00  |
| (h)      | Provident Funds/ Pension Funds  |            | 0                    | 0                                       | 0  | 0  | 0                                    | 0.00  | 0  | 0                       | 0.00   | 0  | 0.00                       | 0                              | 0.00   | 0                              | 0.00  |
| (i)      | Any Other (Specify)   |            | 0                    | 0                                       | 0  | 0  | 0                                    | 0.00  | 0  | 0                       | 0.00   | 0  | 0.00                       | 0                              | 0.00   | 0                              | 0.00  |
|          | Sub Total (B1)  |            | 4                    | 575028                                  | 0  | 0  | 575028                               | 4.51  | 575028   | 0                       | 4.51   | 0  | 0.00                       | 0                              | 0.00   | 0                              | 0.00  |
| 2        | Central Government/ State Government(s)/ President of India                         |            |                      |   |  |  |                                      |   |  |                         |  |  |                            |                                |  |                                |   |
|          | Sub Total (B12)   |            | 0                    | 0                                       | 0  | 0  | 0                                    | 0.00  | 0  | 0                       | 0.00   | 0  | 0.00                       | 0                              | 0.00   | 0                              | 0.00  |
| 3        | Non-institutions  |            |                      |   |  |  |                                      |   |  |                         |  |  |                            |                                |  |                                |   |
| (a)      | Individuals   |            | 5585                 | 1280657                                 | 0  | 0  | 1280657                              | 10.05   | 1280657  | 0                       | 10.05  | 0  | 0.00                       | 0                              | 0.00   | 0                              | 0.00  |
|          | i. Individual shareholders holding nominal share capital up to Rs. 2 lakhs.         |            | 15                   | 1195182                                 | 0  | 0  | 1195182                              | 9.38  | 1195182  | 0                       | 9.38   | 0  | 0.00                       | 0                              | 0.00   | 0                              | 0.00  |
|          | ii. Individual shareholders holding nominal share capital in excess of Rs. 2 lakhs. |            |                      |   |  |  |                                      |   |  |                         |  |  |                            |                                |  |                                |   |
|          | Jagdishkumar Amrutlal Akhani  | AETPA5632H |                      | 843150                                  | 0  | 0  | 843150                               | 6.62  | 843150   | 0                       | 6.62   | 0  | 0.00                       | 0                              | 0.00   | 0                              | 0.00  |
| (b)      | NBFCs registered with RBI   |            | 1                    | 2000                                    | 0  | 0  | 2000                                 | 0.02  | 2000   | 0                       | 0.02   | 0  | 0.00                       | 0                              | 0.00   | 0                              | 0.00  |
| (c)      | Employee Trusts   |            | 0                    | 0                                       | 0  | 0  | 0                                    | 0.00  | 0  | 0                       | 0.00   | 0  | 0.00                       | 0                              | 0.00   | 0                              | 0.00  |
| (d)      | Overseas Depositories(holding DRs) (balancing figure)                               |            | 0                    | 0                                       | 0  | 0  | 0                                    | 0.00  | 0  | 0                       | 0.00   | 0  | 0.00                       | 0                              | 0.00   | 0                              | 0.00  |
| (e)      | Any Other (Specify)   |            | 505                  | 5699622                                 | 0  | 0  | 5699622                              | 44.73   | 5699622  | 0                       | 44.73  | 0  | 0.00                       | 0                              | 0.00   | 0                              | 0.00  |
|          | Trusts  |            | 1                    | 125000                                  | 0  | 0  | 125000                               | 0.98  | 125000   | 0                       | 0.98   | 0  | 0.00                       | 0                              | 0.00   | 0                              | 0.00  |
|          | Hindu Undivided Family  |            | 218                  | 103901                                  | 0  | 0  | 103901                               | 0.82  | 103901   | 0                       | 0.82   | 0  | 0.00                       | 0                              | 0.00   | 0                              | 0.00  |
|          | Foreign Companies   |            | 2                    | 2000000                                 | 0  | 0  | 2000000                              | 15.70   | 2000000  | 0                       | 15.70  | 0  | 0.00                       | 0                              | 0.00   | 0                              | 0.00  |
|          | Castleshine Pre Limited   | AADCC0533C |                      | 1000000                                 | 0  | 0  | 1000000                              | 7.85  | 1000000  | 0                       | 7.85   | 0  | 0.00                       | 0                              | 0.00   | 0                              | 0.00  |
|          | Leadhaven Pre Limited   | AABCL3027A | 77                   | 1000000                                 | 0  | 0  | 1000000                              | 7.85  | 1000000  | 0                       | 7.85   | 0  | 0.00                       | 0                              | 0.00   | 0                              | 0.00  |
|          | Non Resident Indians  |            | 77                   | 143314                                  | 0  | 0  | 143314                               | 1.12  | 143314   | 0                       | 1.12   | 0  | 0.00                       | 0                              | 0.00   | 0                              | 0.00  |
|          | Clearing Member   |            | 63                   | 174138                                  | 0  | 0  | 174138                               | 1.37  | 174138   | 0                       | 1.37   | 0  | 0.00                       | 0                              | 0.00   | 0                              | 0.00  |



|  | 144         | 3153269        | 892208   | 3153269  | 24.75          | 3153269      | 892208         | 3153269      | 24.75          | 3153269      | 892208         | 3153269      | 24.75          | 3153269      | 892208         | 3153269      | 24.75          | 3153269      | 892208         |              |
|--|-------------|----------------|----------|----------|----------------|--------------|----------------|--------------|----------------|--------------|----------------|--------------|----------------|--------------|----------------|--------------|----------------|--------------|----------------|--------------|
| <b>Bodies Corporate</b>                                    |             |                |          |          |                |              |                |              |                |              |                |              |                |              |                |              |                |              |                |              |
| Edelweiss Asset Reconstruction Company Limited             |             | AAATE5566F     |          |          |                |              |                |              |                |              |                |              |                |              |                |              |                |              |                |              |
| Web Businesses.Com Global Ltd.                             |             | AAACW3612P     |          |          |                |              |                |              |                |              |                |              |                |              |                |              |                |              |                |              |
| Froid Finance & Investment Pvt.Ltd                         |             | AAACF5844L     |          |          |                |              |                |              |                |              |                |              |                |              |                |              |                |              |                |              |
| Lavish Packagers Limited                                   |             | AAACL2756K     |          |          |                |              |                |              |                |              |                |              |                |              |                |              |                |              |                |              |
| Highland Finances & Investments Pvt Ltd                    |             | AAACH8933N     |          |          |                |              |                |              |                |              |                |              |                |              |                |              |                |              |                |              |
| Vardhman Infracore Private Limited                         |             | AADCV4431A     |          |          |                |              |                |              |                |              |                |              |                |              |                |              |                |              |                |              |
| Arjun Leasing And Finance Private Limited                  |             | AADCA2894A     |          |          |                |              |                |              |                |              |                |              |                |              |                |              |                |              |                |              |
| S.J Infracore Private Limited                              |             | AAMCS7606P     |          |          |                |              |                |              |                |              |                |              |                |              |                |              |                |              |                |              |
| <b>Sub Total (B)(3)</b>                                    | <b>6106</b> | <b>8177461</b> | <b>0</b> | <b>0</b> | <b>8177461</b> | <b>64.17</b> | <b>8177461</b> | <b>64.17</b> | <b>8177461</b> | <b>64.17</b> | <b>8177461</b> | <b>64.17</b> | <b>8177461</b> | <b>64.17</b> | <b>8177461</b> | <b>64.17</b> | <b>8177461</b> | <b>64.17</b> | <b>8177461</b> | <b>64.17</b> |
| <b>Total Public Shareholding (B)= (B)(1)+(B)(2)+(B)(3)</b> | <b>6110</b> | <b>8752489</b> | <b>0</b> | <b>0</b> | <b>8752489</b> | <b>68.69</b> | <b>8752489</b> | <b>68.69</b> | <b>8752489</b> | <b>68.69</b> | <b>8752489</b> | <b>68.69</b> | <b>8752489</b> | <b>68.69</b> | <b>8752489</b> | <b>68.69</b> | <b>8752489</b> | <b>68.69</b> | <b>8752489</b> | <b>68.69</b> |


Details of the shareholders acting as persons in Concert including their Shareholding (No. and %):  
Details of Shares which remain unclaimed may be given hear along with details such as number of shareholders, outstanding shares held in demat/unclaimed suspense account, voting rights which are frozen etc.

Note:

(1) PAN would not be displayed on website of Stock Exchange(s).

(2) The above format needs to be disclosed along with the name of following persons: Institutions/Non Institutions holding more than 1% of total number of shares


(3) W.r.t. the information pertaining to Depository Receipts, the same may be disclosed in the respective columns to the extent information available and the balance to be disclosed as held by custodian.



**Electrotherm (India) Limited**

**Table IV - Statement showing shareholding pattern of the Non Promoter- Non Public shareholder**

| Category | Category & Name of shareholders  | PAN  | Nos. of shareholders | No. of fully paid up equity shares held | No. of equity shares held | No. of underlying Depository Receipts | Total nos. shares held | Shareholding as a % of total no. of shares (calculated as per SCRR, 1957) | Number of Voting Rights held in each class of securities |       | No. of Shares Underlying (including securities (X)) | Shareholding, as a % assuming full conversion of convertible securities (X)/(VI)+(X) As a % of (A+B+C2) | Number of Locked in shares |                                | Number of Shares pledged or otherwise encumbered |                                | Number of equity shares held in dematerialised form |
|----------|--|------|----------------------|---|---------------------------|---------------------------------------|------------------------|---|--|-------|---|---|----------------------------|--------------------------------|--|--------------------------------|---|
|          |  |      |                      |   |                           |                                       |                        |   | No of Voting Rights                                      | Total |   |   | No. (a)                    | As a % of total Shares held(b) | No. (a)  | As a % of total Shares held(b) |   |
|          | (I)  | (II) | (III)                | (IV)                                    | (V)                       | (VI)                                  | (VII) = (IV)+(V)+(VI)  | (VIII) As a % of (A+B+C2)   | (IX)   | (X)   | (XI)  | (XII)   | (XIII)                     | (XIV)                          |  |                                |   |
| 1        | Custodian/DR Holder  |      | 0                    | 0                                       | 0                         | 0                                     | 0                      | 0.00  | 0  | 0     | 0   | 0.00  | 0                          | 0.00                           | 0  | 0.00                           | 0   |
| 2        | Employee Benefit Trust (under SEBI (Share based Employee Benefit) Regulations, 2014) |      | 0                    | 0                                       | 0                         | 0                                     | 0                      | 0.00  | 0  | 0     | 0   | 0.00  | 0                          | 0.00                           | 0  | 0.00                           | 0   |
|          | Total Non-Promoter- Non Public Shareholding (C) = (C1)+(C2)                          |      | 0                    | 0                                       | 0                         | 0                                     | 0                      | 0.00  | 0  | 0     | 0   | 0.00  | 0                          | 0.00                           | 0  | 0.00                           | 0   |



**Note:**

- (1) PAN would not be displayed on website of Stock Exchange(s).
- (2) The above format needs to disclose name of all holders holding more than 1% of total number of shares
- (3) W.r.t. the information pertaining to Depository Receipts, the same may be disclosed in the respective columns to the extent information available