

## SHAREHOLDING PATTERN

### Shareholding Pattern under Regulation 31 of SEBI (Listing Obligations and Disclosure Requirements) Regulations, 2015

1	Name of Listed Entity: Electrotherm (India) Limited
2	Scrip Code/Name of Scrip/Class of Security: BSE : 526608 NSE : ELECTHERM
3	Share Holding Pattern Filed under: Reg. 31(1)(b)
	Date of Event :- 31/03/2018
4	Declaration: The Listed entity is required to submit the following declaration to the extent of submission of information:-

	Particulars	Yes* / No*
1	Whether the Listed Entity has issued any partly paid up shares?	No
2	Whether the Listed Entity has issued any Convertible Securities?	No
3	Whether the Listed Entity has issued any Warrants?	No
4	Whether the Listed Entity has any shares against which depository receipts are issued?	No
5	Whether the Listed Entity has any shares in locked-in?	No
6	Whether any shares held by promoters are pledge or otherwise encumbered?	Yes
7	Whether company has equity shares with differential voting rights?	No



### ELECTROTHERM (India) Limited

#### HEAD OFFICE & WORKS:

Survey No. 72, Palodia, (Via Thaltej, Ahmedabad), Gujarat-382115, India.  
Phone: +91-2717-234553 – 7, 660550 Fax: +91-2717-234866  
Email: ho@electrotherm.com | Website: www.electrotherm.com

#### REGD. OFFICE:

A-1, Skylark Apartment, Satellite Road,  
Satellite, Ahmedabad-380015.  
Phone: +91-79-26768844, Fax: +91-79-26768855  
CIN : L29249GJ1986PLC009126  
Email: sec@electrotherm.com

Other Offices: • Angul • Bangalore • Bangladesh • Bellary • Chennai • Coimbatore • Delhi • Ghaziabad • Goa • Hyderabad • Jaipur • Jalna  
• Jalandhar • Jamnagar • Jamshedpur • Kanpur • Koderma • Kolhapur • Kolkata • Ludhiana • Mandi Gobindgarh • Mumbai  
• Nagpur • Nasik • Panaji • Pune • Raipur • Raigarh • Rajkot • Rourkela • Sambalpur

**Electrotherm (India) Limited**
**Table I - Summary Statement holding of specified securities**

Category	Category of shareholder	Number of shareholders	No. of fully paid up equity shares held	No. of Partly paid-up equity shares held	No. of shares underlying Depository Receipts	Total nos. shares held	Shareholding as a % of total no. of shares (calculated as per SCRR, 1957)	Number of Voting Rights held in each class of securities			No. of Shares Outstanding convertible securities (including Warrants)	Shareholding, as a % assuming full conversion of convertible securities	Number of Locked in shares		Number of Shares pledged or otherwise encumbered		Number of equity shares held in dematerialised form	
								No of Voting Rights					Total as a % of (A+B+C)	No. (a)	As a % of total Shares held(b)	No. (a)		As a % of total Shares held(b)
								Class eg: X	Class eg: y	Total								
(I)	(II)	(III)	(IV)	(V)	(VI)	(VII) = (IV)+(V)+ (VI)	(VIII)As a % of (A+B+C2)	(IX)			(X)	(XI) = (VII)+(X) As a % of (A+B+C2)	(XII)		(XIII)		(XIV)	
(A)	Promoter & Promoter Group	14	3942125	0	0	3942125	30.94	3942125	0	3942125	30.94	0	30.94	0	0	300000	7.61	3942125
(B)	Public	6031	8800689	0	0	8800689	69.06	8800689	0	8800689	69.06	0	69.06	0	0	0	0	6685732
(C)	Non Promoter - Non Public																	
(C1)	Shares Underlying DRs	0	0	0	0	0	0	0	0	0	0	0	0	0	0	0	0	0
(C2)	Shares Held By Employee Trust	0	0	0	0	0	0	0	0	0	0	0	0	0	0	0	0	0
	<b>Total</b>	<b>6045</b>	<b>12742814</b>	<b>0</b>	<b>0</b>	<b>12742814</b>	<b>100.00</b>	<b>12742814</b>	<b>0</b>	<b>12742814</b>	<b>100.00</b>	<b>0</b>	<b>100.00</b>	<b>0</b>	<b>0.00</b>	<b>300000</b>	<b>2.35</b>	<b>10627857</b>




**Electrotherm (India) Limited**
**Table II (I)(a)- Statement showing shareholding pattern of the Promoter and Promoter Group**

Category	Category & Name of shareholders	PAN	Nos. of shareholders	No. of fully paid up equity shares held	No. of Partly paid-up equity shares held	No. of shares underlying Depository Receipts	Total nos. shares held	Shareholding as a % of total no. of shares (calculated as per SCRR, 1957)	Number of Voting Rights held in each class of securities			No. of Shares Underlying Outstanding convertible securities (including Warrants)	Shareholding, as a % assuming full conversion of convertible securities (as a percentage of diluted share capital)	Number of Locked in shares		Number of Shares pledged or otherwise encumbered		Number of equity shares held in dematerialised form	
									No of Voting Rights		Total as a % of (A+B+C)			No. (a)	As a % of total Shares held(b)	No. (a)	As a % of total Shares held(b)		
									Class eg: X	Class eg: Y									Total
	(I)	(II)	(III)	(IV)	(V)	(VI)	(VII) = (IV)+(V)+ (VI)	(VIII) As a % of (A+B+C2)	(IX)			(X)	(XI) = (VII)+(X) As a % of	(XII)		(XIII)		(XIV)	
<b>1</b>	<b>Indian</b>																		
(a)	Individuals / Hindu Undivided Family		12	2454625	0	0	2454625	19.26	2454625	0	2454625	19.26	0	19.26	0	0	300000	12.22	2454625
	Shailesh Bhandari	AALPB1973G	1	848275	0	0	848275	6.66	848275	0	848275	6.66	0	6.66	0	0.00	150000	17.68	848275
	Mukesh Bhandari	AALPB1974B	1	809500	0	0	809500	6.35	809500	0	809500	6.35	0	6.35	0	0.00	150000	18.53	809500
	Ritu Bhandari	AALPB1971E	1	243025	0	0	243025	1.91	243025	0	243025	1.91	0	1.91	0	0.00	0	0.00	243025
	Nagesh Bhandari	ABXPB1401G	1	233125	0	0	233125	1.83	233125	0	233125	1.83	0	1.83	0	0.00	0	0.00	233125
	Mukesh Bhanwarlal Bhandari (HUF)	AAAAB0577G	1	60000	0	0	60000	0.47	60000	0	60000	0.47	0	0.47	0	0.00	0	0.00	60000
	Indubala Bhandari	AALPB4045K	1	51500	0	0	51500	0.40	51500	0	51500	0.40	0	0.40	0	0.00	0	0.00	51500
	Narendra Dalal	AFYPD5056L	1	34500	0	0	34500	0.27	34500	0	34500	0.27	0	0.27	0	0.00	0	0.00	34500
	Jyoti Bhandari	AALPB1970F	1	375	0	0	375	0.00	375	0	375	0.00	0	0.00	0	0.00	0	0.00	375
	Reema Bhandari	ACVPB7124M	1	275	0	0	275	0.00	275	0	275	0.00	0	0.00	0	0.00	0	0.00	275
	Suraj Bhandari*	BJCPB5879C	1	81100	0	0	81100	0.64	81100	0	81100	0.64	0	0.64	0	0.00	0	0.00	81100
	Anurag Mukesh Bhandari <sup>#</sup>	BARPB6804P	1	44250	0	0	44250	0.35	44250	0	44250	0.35	0	0.35	0	0.00	0	0.00	44250
	Siddharth Mukesh Bhandari <sup>5</sup>	ARTPB0632P	1	48700	0	0	48700	0.38	48700	0	48700	0.38	0	0.38	0	0.00	0	0.00	48700
(b)	Central Government / State Government(s)		0	0	0	0	0	0.00	0	0	0	0.00	0	-	0	0.00	0	0.00	0
(c)	Financial Institutions / Banks		0	0	0	0	0	0.00	0	0	0	0.00	0	-	0	0.00	0	0.00	0
(d)	Any Other (Specify)		1	975000	0	0	975000	7.65	975000	0	975000	7.65	0	7.65	0	0.00	0	0.00	975000
	Bodies Corporate		1	975000	0	0	975000	7.65	975000	0	975000	7.65	0	7.65	0	0.00	0	0.00	975000
	Western India Speciality Hospital Limited	AAACW4385M	1	975000	0	0	975000	7.65	975000	0	975000	7.65	0	7.65	0	0.00	0	0.00	975000
	<b>Sub Total (A)(1)</b>		<b>13</b>	<b>3429625</b>	<b>0</b>	<b>0</b>	<b>3429625</b>	<b>26.91</b>	<b>3429625</b>	<b>0</b>	<b>3429625</b>	<b>26.91</b>	<b>0</b>	<b>26.91</b>	<b>0</b>	<b>0</b>	<b>300000</b>	<b>8.75</b>	<b>3429625</b>
<b>2</b>	<b>Foreign</b>																		
(a)	Individuals (Non-Resident Individuals / Foreign Individuals)		1	512500	0	0	512500	4.02	512500	0	512500	4.02	0	4.02	0	0	0	0	512500
	Bhandari Rakesh	AKQPB0504Q	1	512500	0	0	512500	4.02	512500	0	512500	4.02	0	4.02	0	0.00	0	0.00	512500
(b)	Government		0	0	0	0	0	0.00	0	0	0	0.00	0	-	0	0.00	0	0.00	0
(c)	Institutions		0	0	0	0	0	0.00	0	0	0	0.00	0	-	0	0.00	0	0.00	0
(d)	Foreign Portfolio Investor		0	0	0	0	0	0.00	0	0	0	0.00	0	-	0	0.00	0	0.00	0
(e)	Any Other (Specify)		0	0	0	0	0	0.00	0	0	0	0.00	0	-	0	0.00	0	0.00	0
	<b>Sub Total (A)(2)</b>		<b>1</b>	<b>512500</b>	<b>0</b>	<b>0</b>	<b>512500</b>	<b>4.02</b>	<b>512500</b>	<b>0</b>	<b>512500</b>	<b>4.02</b>	<b>0</b>	<b>4.02</b>	<b>0</b>	<b>0</b>	<b>0</b>	<b>0</b>	<b>512500</b>
	<b>Total Shareholding Of Promoter And Promoter Group (A)= (A)(1)+(A)(2)</b>		<b>14</b>	<b>3942125</b>	<b>0</b>	<b>0</b>	<b>3942125</b>	<b>30.94</b>	<b>3942125</b>	<b>0</b>	<b>3942125</b>	<b>30.94</b>	<b>0</b>	<b>30.94</b>	<b>0</b>	<b>0</b>	<b>300000</b>	<b>7.61</b>	<b>3942125</b>

Details of Shares which remain unclaimed may be given hear along with details such as number of shareholders, outstanding shares held in demat/unclaimed suspense account, voting rights which are frozen etc.

(\*) Based on the disclosures received from Mr. Suraj Shailesh Bhandari (Promoter /Promoter Group) equity shares which are yet to be credited in his demat account has been reduced from public shareholding.

(#) Mr. Anurag Mukesh Bhandari (Promoter/Promoter Group), on 25th January, 2018 and 13th February, 2018 submitted disclosures under Regulation 7(1) and 7(2)(a) read with Regulation 6(2) of SEBI (Prohibition of Insider Trading) Regulations, 2015 on acquisition of 15,000 and 15,250 equity shares of the Company respectively from Market.




(S) Mr. Siddharth Mukesh Bhandari (Promoter/Promoter Group), on 4th January, 2018, 25th January, 2018 and 12th March, 2018 submitted disclosures under Regulation 7(1) and 7(2)(a) read with Regulation 6(2) of SEBI (Prohibition of Insider Trading) Regulations, 2015 on acquisition of 15,000, 16,300 and 17,400 equity shares of the Company respectively from Market.

**Note:**


**(1) PAN would not be displayed on website of Stock Exchange(s)**

**(2) The term 'Encumbrance' has the same meaning as assigned under regulation 28(3) of SEBI (Substantial Acquisition of Shares and Takeovers) Regulations, 2011.**



**Electrotherm (India) Limited**
**Table III - Statement showing shareholding pattern of the Public shareholder**

Category	Category & Name of shareholders	PAN	Nos. of shareholders	No. of fully paid up equity shares held	No. of Partly paid-up equity shares held	No. of shares underlying Depository Receipts	Total nos. shares held	Shareholding as a % of total no. of shares (calculated as per SCRR, 1957)	Number of Voting Rights held in each class of securities			No. of Shares Underlying Outstanding convertible securities (including Warrants)	Shareholding, as a % assuming full conversion of convertible securities (as a percentage of diluted share capital)	Number of Locked in shares		Number of Shares pledged or otherwise encumbered		Number of equity shares held in dematerialised form	
									No of Voting Rights					Total as a % of (A+B+C)	No. (a)	As a % of total Shares held(b)	No. (a)		As a % of total Shares held(b)
									Class eg: X	Class eg: y	Total								
	(I)	(II)	(III)	(IV)	(V)	(VI)	(VII) = (IV)+(V)+ (VI)	(VIII) As a % of (A+B+C2)	(IX)			(X)	(XI) = (VII)+(X) As a % of	(XII)	(XIII)		(XIV)		
<b>1</b>	<b>Institutions</b>																		
(a)	Mutual Fund		2	9800	0	0	9800	0.08	9800	0	9800	0.08	0	0.08	0	0.00	0	0.00	0
(b)	Venture Capital Funds		0	0	0	0	0	0.00	0	0	0	0.00	0	0.00	0	0.00	0	0.00	0
(c)	Alternate Investment Funds		0	0	0	0	0	0.00	0	0	0	0.00	0	0.00	0	0.00	0	0.00	0
(d)	Foreign Venture Capital Investors		0	0	0	0	0	0.00	0	0	0	0.00	0	0.00	0	0.00	0	0.00	0
(e)	Foreign Portfolio Investor		1	565128	0	0	565128	4.43	565128	0	565128	4.43	0	4.43	0	0.00	0	0.00	565128
	Aspire Emerging Fund	AALCA5544M	1	565128	0	0	565128	4.43	565128	0	565128	4.43	0	4.43	0	0.00	0	0.00	565128
(f)	Financial Institutions / Banks		1	100	0	0	100	0.00	100	0	100	0.00	0	0.00	0	0.00	0	0.00	0
(g)	Insurance Companies		0	0	0	0	0	0.00	0	0	0	0.00	0	0.00	0	0.00	0	0.00	0
(h)	Provident Funds/ Pension Funds		0	0	0	0	0	0.00	0	0	0	0.00	0	0.00	0	0.00	0	0.00	0
(i)	Any Other (Specify)		0	0	0	0	0	0.00	0	0	0	0.00	0	0.00	0	0.00	0	0.00	0
	<b>Sub Total (B)(1)</b>		<b>4</b>	<b>575028</b>	<b>0</b>	<b>0</b>	<b>575028</b>	<b>4.51</b>	<b>575028</b>	<b>0</b>	<b>575028</b>	<b>4.51</b>	<b>0</b>	<b>4.51</b>	<b>0</b>	<b>0.00</b>	<b>0</b>	<b>0.00</b>	<b>565128</b>
<b>2</b>	<b>Central Government/ State Government(s)/ President of India</b>																		
	<b>Sub Total (B)(2)</b>		<b>0</b>	<b>0</b>	<b>0</b>	<b>0</b>	<b>0</b>	<b>0.00</b>	<b>0</b>	<b>0</b>	<b>0</b>	<b>0.00</b>	<b>0</b>	<b>0.00</b>	<b>0</b>	<b>0.00</b>	<b>0</b>	<b>0.00</b>	<b>0</b>
<b>3</b>	<b>Non-Institutions</b>																		
(a)	Individuals																		
	i. Individual shareholders holding nominal share capital up to Rs. 2 lakhs.		5507	1193499	0	0	1193499	9.37	1193499	0	1193499	9.37	0	9.37	0	0.00	0	0.00	1112142
	ii. Individual shareholders holding nominal share capital in excess of Rs. 2 lakhs.		9	1136326	0	0	1136326	8.92	1136326	0	1136326	8.92	0	8.92	0	0.00	0	0.00	1114826
	Jagdishkumar Amrutlal Akhani	AETPA5632H		829350	0	0	829350	6.51	829350	0	829350	6.51	0	6.51	0	0.00	0	0.00	829350
(b)	NBFCs registered with RBI		0	0	0	0	0	0.00	0	0	0	0.00	0	0.00	0	0.00	0	0.00	0
(c)	Employee Trusts		0	0	0	0	0	0.00	0	0	0	0.00	0	0.00	0	0.00	0	0.00	0
(d)	Overseas Depositories(holding DRs) (balancing figure)		0	0	0	0	0	0.00	0	0	0	0.00	0	0.00	0	0.00	0	0.00	0
(e)	Any Other (Specify)		511	5895836	0	0	5895836	46.27	5895836	0	5895836	46.27	0	46.27	0	0.00	0	0.00	3893636
	Trusts		0	0	0	0	0	0.00	0	0	0	0.00	0	0.00	0	0.00	0	0.00	0
	Hindu Undivided Family		218	84449	0	0	84449	0.66	84449	0	84449	0.66	0	0.66	0	0.00	0	0.00	84449
	Foreign Companies		2	2000000	0	0	2000000	15.70	2000000	0	2000000	15.70	0	15.70	0	0.00	0	0.00	0
	Castleshine Pte Limited	ABC0533C		1000000	0	0	1000000	7.85	1000000	0	1000000	7.85	0	7.85	0	0.00	0	0.00	0
	Leadhaven Pte Limited	ABC0827A		1000000	0	0	1000000	7.85	1000000	0	1000000	7.85	0	7.85	0	0.00	0	0.00	0
	Non Resident Indians		76	139355	0	0	139355	1.09	139355	0	139355	1.09	0	1.09	0	0.00	0	0.00	138855
	Clearing Member		72	147222	0	0	147222	1.16	147222	0	147222	1.16	0	1.16	0	0.00	0	0.00	147222



<b>Bodies Corporate</b>		<b>143</b>	<b>3524810</b>	<b>0</b>	<b>0</b>	<b>3524810</b>	<b>27.66</b>	<b>3524810</b>	<b>0</b>	<b>3524810</b>	<b>27.66</b>	<b>0</b>	<b>27.66</b>	<b>0</b>	<b>0.00</b>	<b>0</b>	<b>0.00</b>	<b>3523110</b>
Edelweiss Asset Reconstruction Company Limited	AAATE5566F		1048074	0	0	1048074	8.22	1048074	0	1048074	8.22	0	8.22	0	0.00	0	0.00	1048074
Web Businesses.Com Global Ltd.	AAACW3612P		297599	0	0	297599	2.34	297599	0	297599	2.34	0	2.34	0	0.00	0	0.00	297599
Froid Finance & Investment Pvt.Ltd	AAACF5844L		231250	0	0	231250	1.81	231250	0	231250	1.81	0	1.81	0	0.00	0	0.00	231250
Lavish Packagers Limited	AAACL2756K		190594	0	0	190594	1.50	190594	0	190594	1.50	0	1.50	0	0.00	0	0.00	190594
Highland Finances & Investments Pvt Ltd	AAACH8933N		219162	0	0	219162	1.72	219162	0	219162	1.72	0	1.72	0	0.00	0	0.00	219162
Dhanvarsha Finvest Limited	AAACD9887D		174000	0	0	174000	1.37	174000	0	174000	1.37	0	1.37	0	0.00	0	0.00	174000
Vardhman Infracon Private Limited	AADCV4431A		186139	0	0	186139	1.46	186139	0	186139	1.46	0	1.46	0	0.00	0	0.00	186139
Arjun Leasing And Finance Private Limited	AADCA2894A		366340	0	0	366340	2.87	366340	0	366340	2.87	0	2.87	0	0.00	0	0.00	366340
S J Infratech Private Limited	AAMCS7606P		143638	0	0	143638	1.13	143638	0	143638	1.13	0	1.13	0	0.00	0	0.00	143638
<b>Sub Total (B)(3)</b>		<b>6027</b>	<b>8225661</b>	<b>0</b>	<b>0</b>	<b>8225661</b>	<b>64.55</b>	<b>8225661</b>	<b>0</b>	<b>8225661</b>	<b>64.55</b>	<b>0</b>	<b>64.55</b>	<b>0</b>	<b>0.00</b>	<b>0</b>	<b>0.00</b>	<b>6120604</b>
<b>Total Public Shareholding (B)= (B)(1)+(B)(2)+(B)(3)</b>		<b>6031</b>	<b>8800689</b>	<b>0</b>	<b>0</b>	<b>8800689</b>	<b>69.06</b>	<b>8800689</b>	<b>0</b>	<b>8800689</b>	<b>69.06</b>	<b>0</b>	<b>69.06</b>	<b>0</b>	<b>0.00</b>	<b>0</b>	<b>0.00</b>	<b>6685732</b>

Details of the shareholders acting as persons in Concert including their Shareholding (No. and %):


Details of Shares which remain unclaimed may be given hear along with details such as number of shareholders, outstanding shares held in demat/unclaimed suspense account, voting rights which are frozen etc.

Note:

(1) PAN would not be displayed on website of Stock Exchange(s).

(2) The above format needs to be disclosed along with the name of following persons:Institutions/Non Institutions holding more than 1% of total number of shares

(3) W.r.t. the information pertaining to Depository Receipts, the same may be disclosed in the respective columns to the extent information available and the balance to be disclosed as held by custodian.



**Electrotherm (India) Limited**
**Table IV - Statement showing shareholding pattern of the Non Promoter- Non Public shareholder**

Category	Category & Name of shareholders	PAN	Nos. of shareholders	No. of fully paid up equity shares held	No. of Partly paid-up equity shares held	No. of shares underlying Depository Receipts	Total nos. shares held	Shareholding as a % of total no. of shares (calculated as per SCRR, 1957)	Number of Voting Rights held in each class of securities			No. of Shares Underlying Outstanding convertible securities (including securities assuming full conversion of convertible securities)	Number of Locked in shares		Number of Shares pledged or otherwise encumbered		Number of equity shares held in dematerialised form		
									No of Voting Rights				Total as a % of (A+B+C)	No. (a)	As a % of total Shares held(b)	No. (a)		As a % of total Shares held(b)	
									Class eg: X	Class eg: y	Total								
	(I)	(II)	(III)	(IV)	(V)	(VI)	(VII) = (IV)+(V)+ (VI)	(VIII) As a % of (A+B+C2)	(IX)			(X)	(XI) = (VII)+(X) As a % of (A+B+C2)	(XII)		(XIII)		(XIV)	
1	Custodian/DR Holder		0	0	0	0	0	0.00	0	0	0	0.00	0	0.00	0	0.00	0	0.00	0
2	Employee Benefit Trust (under SEBI (Share based Employee Benefit) Regulations, 2014)		0	0	0	0	0	0.00	0	0	0	0.00	0	0.00	0	0.00	0	0.00	0
	<b>Total Non-Promoter- Non Public Shareholding (C)= (C)(1)+(C)(2)</b>		<b>0</b>	<b>0</b>	<b>0</b>	<b>0</b>	<b>0</b>	<b>0.00</b>	<b>0</b>	<b>0</b>	<b>0</b>	<b>0.00</b>	<b>0</b>	<b>0.00</b>	<b>0</b>	<b>0.00</b>	<b>0</b>	<b>0.00</b>	<b>0</b>

**Note:**

- (1) PAN would not be displayed on website of Stock Exchange(s).
- (2) The above format needs to disclose name of all holders holding more than 1% of total number of shares
- (3) W.r.t. the information pertaining to Depository Receipts, the same may be disclosed in the respective columns to the extent information available

